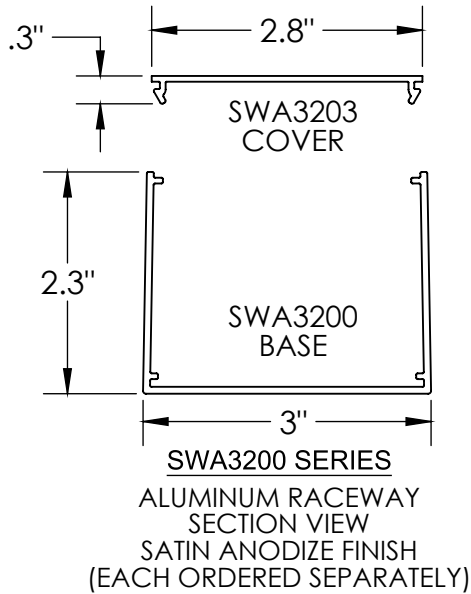


Surface Raceway / Aluminum SWA3230

SnapWay™ Fittings

Manufactured by MonoSystems, Inc.

WALL BOX, REAR FEED



Assembly Instructions

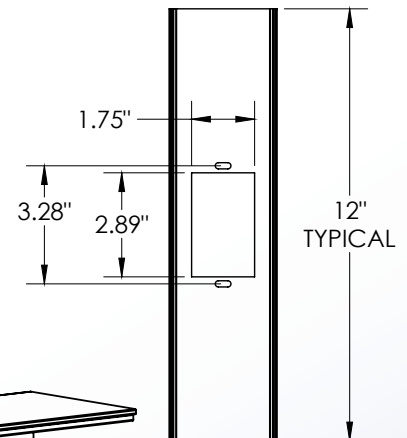
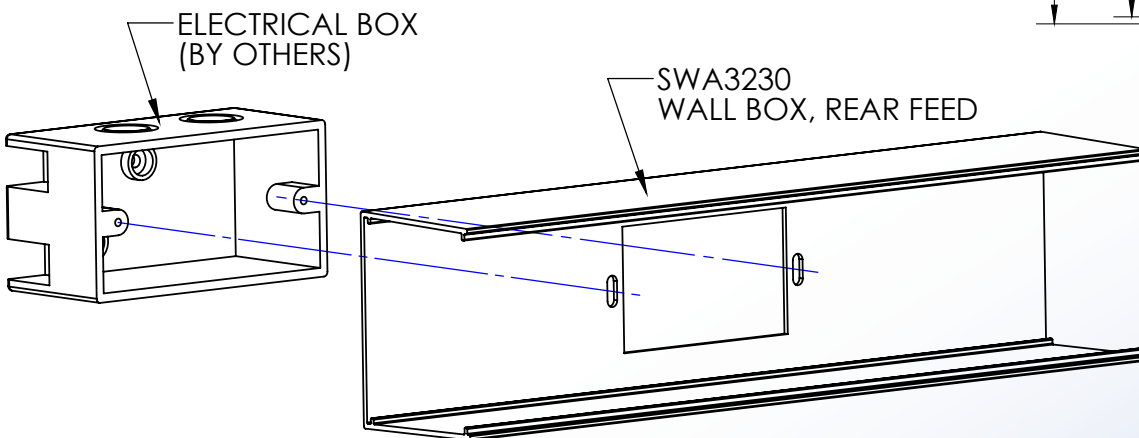
- 1.) Connect SWA3230 to SWA3200 base sections using SWA3202 couplings (ordered separately), 2 required.
- 2.) Secure wall box to base sections by tightening #8-32x3/16" screws.
- 3.) UL listed when used with grounding adapter clips (SWA32GC) adjacent to wire entry points.
- 4.) Views for reference - do not scale.

Material

#6063-T6 Extruded Aluminum. Nominal Wall Thickness 0.060".
Satin Anodized Finish.



UL LISTED
FILE: E167318



4 International Drive
Rye Brook, NY 10573
Toll Free: 1 888.764.7681
Phone: 914.934.2075
Fax: 914.934.2190
MonoSystems.com

