

# Surface Raceway / Aluminum SWA2403

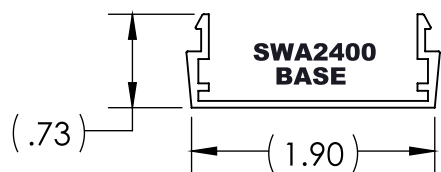
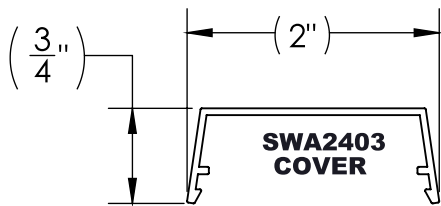
## SnapWay™ Accessories

Manufactured by MonoSystems, Inc.

### COVER PLATE OPTIONS

#### Notes

- 1.) Assembly instructions: firmly press cover into place ensuring that both sides are completely snapped into base section. Pull up slightly on cover to properly align.
- 2.) All covers come 6" standard unless specified otherwise.
- 3.) Material: #6063-t6 extruded aluminum, satin anodized finish.
- 4.) Secure device (by others) to plate using provided #6-32 hardware.
- 5.) To remove cover: gently pry upward on base and cover seam with a non-abrasive tool such as a plastic putty knife.
- 6.) Views for reference - do not scale.

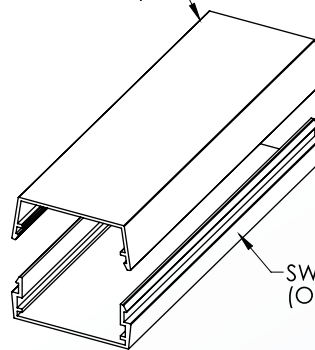


**SWA2400 SERIES**  
ALUMINUM RACEWAY  
**SECTION VIEW**  
SATIN ANODIZE FINISH  
(EACH ORDERED SEPARATELY)



UL LISTED  
FILE: E167318

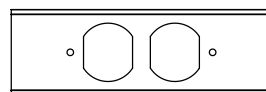
SWA2403 - COVER  
(ORDERED SEPARATELY)



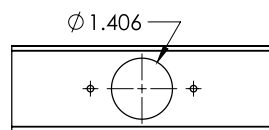
SWA2400 - BASE  
(ORDERED SEPARATELY)



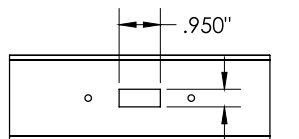
SWA2403  
BLANK COVER



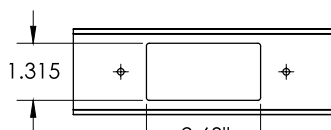
SWA2446  
DUPLEX COVER



SWA2425  
SINGLE ROUND



SWA2448  
SWITCH COVER



SWA2423  
DÉCOR COVER\*

\*FOR USE WITH SELECT DÉCOR DUPLEX AND DATA/YOKES ONLY.  
NOT FOR USE WITH GFCI TYPE DEVICES (DUE TO FITMENT).  
CONSULT FACTORY FOR MORE INFORMATION.

4 International Drive  
Rye Brook, NY 10573  
Toll Free: 1 888.764.7681  
Phone: 914.934.2075  
Fax: 914.934.2190  
MonoSystems.com

