

Surface Raceway / Aluminum SWA7218

SnapWay™ Fittings

Manufactured by MonoSystems, Inc.

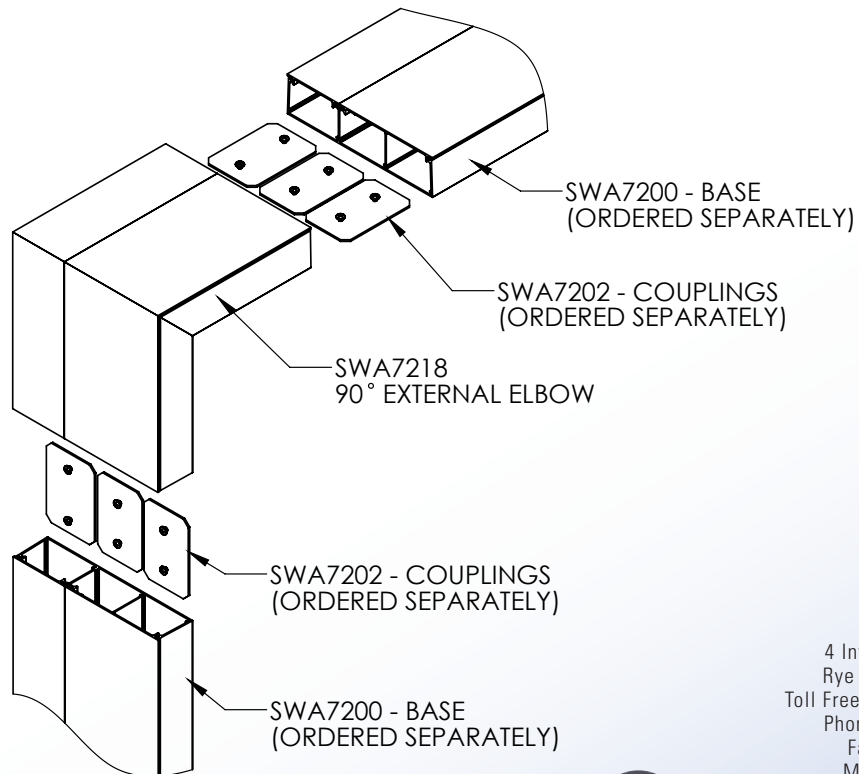
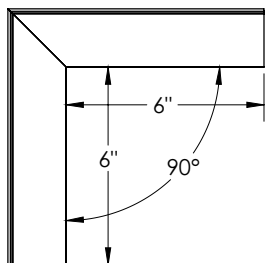
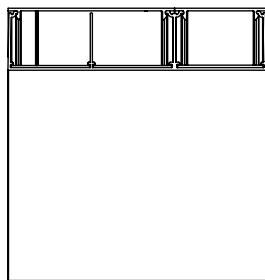
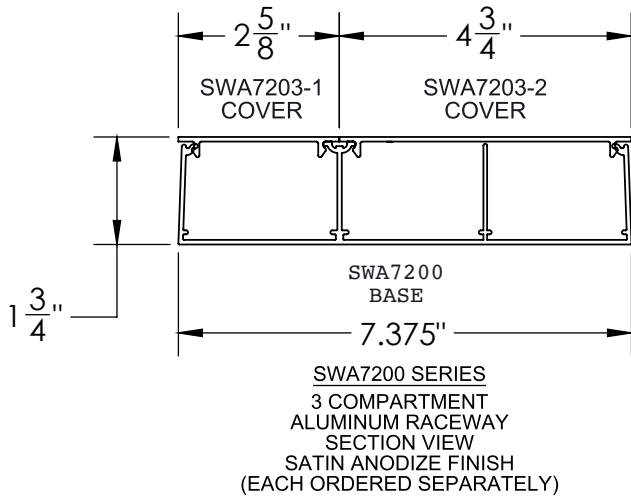
90° EXTERNAL ELBOW

Notes

- 1.) For external right angle turns.
- 2.) Installation: Connect SWA7218 to SWA7200 base sections using SWA7202 couplings (ordered separately). Secure elbow to base by tightening #8-32 pan head screws. Snap cover into place.
- 3.) Views for reference - do not scale.

Material

#6063-T6 Extruded Aluminum, Satin Anodized Finish.



4 International Drive
Rye Brook, NY 10573
Toll Free: 1 888.764.7681
Phone: 914.934.2075
Fax: 914.934.2190
MonoSystems.com

