

Surface Raceway / Aluminum SWA4330

Snap Way™ Fittings

Manufactured by MonoSystems, Inc.

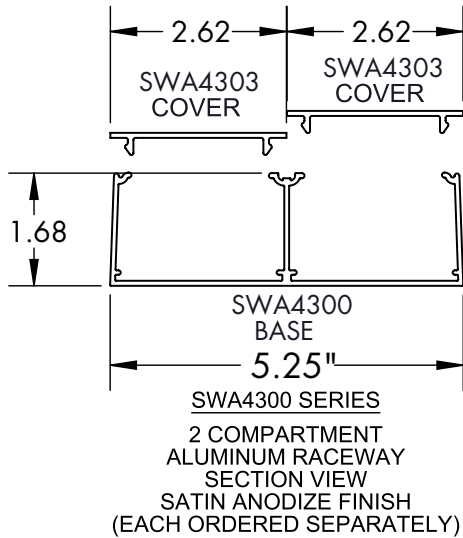
WALL BOX, REAR FEED

General Information

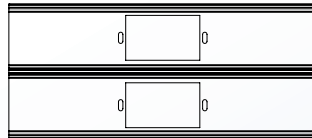
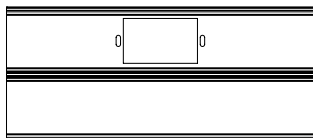
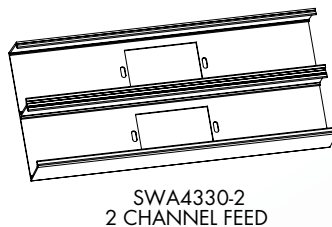
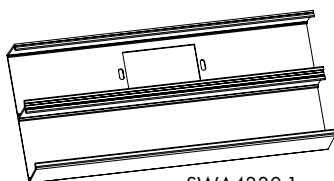
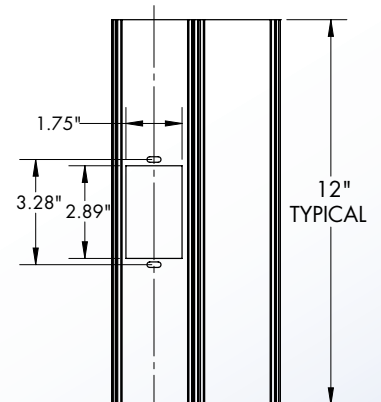
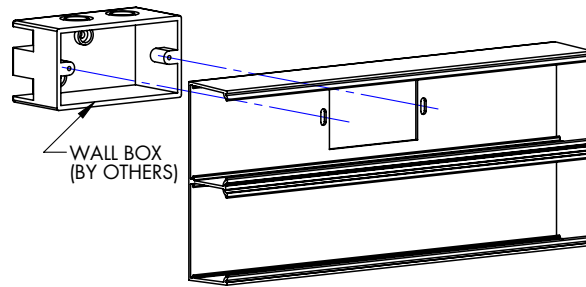
- 1.) Assembly instructions: rigidly secure base section to structural buildings member or wall construction at 18" maximum mounting centers. Engineer to verify fasteners and mounting interval based on mounting surface construction (hardware by others).
- 2.) Attached SWA4330 to SWA 4300 base sections using 2 pairs of SWA4302 couplings (ordered separately).
- 3.) UL listed when used with grounding adapter clips (SWA43GC) adjacent to wire entry points.
- 4.) Views for reference - do not scale.

Material

#6063-T6 extruded aluminum, satin anodized finish.



UL LISTED
FILE: E167318



4 International Drive
Rye Brook, NY 10573
Toll Free: 1 888.764.7681
Phone: 914.934.2075
Fax: 914.934.2190
MonoSystems.com

