

Surface Raceway / Steel SMS3046

SnapMark™ Accessories

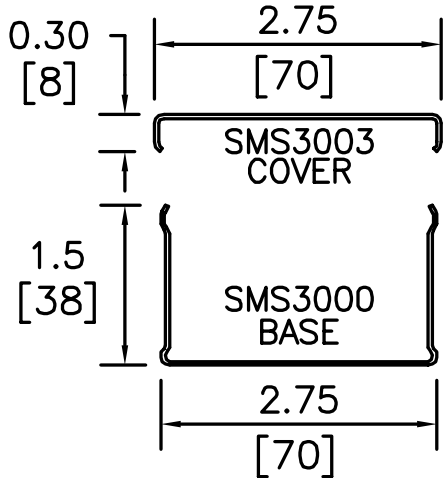
Manufactured by MonoSystems, Inc.

COVER PLATE

Assembly Instructions

- 1.) Insert leading edge of device bracket into an inner groove of the SMS3000 base section, at the desired location for the device.
- 2.) Using one 6-32 x 5/16" screw secure the device bracket to the base section.
- 3.) Terminate wiring per local codes.
- 4.) After device(s) are secured properly to the bracket, cover may be snapped over devices.

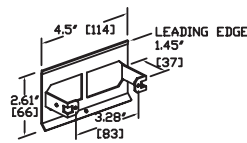
Device Bracket (SMS3022 and Duplex Receptacle (SMS3046).
Available in Standard Gray or Ivory (add "-I" suffix to specify Ivory).



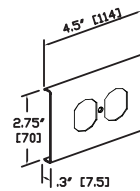
**SMS3000 SERIES
STEEL RACEWAY
SECTION VIEW
SCALE: NONE**



UL LISTED
FILE: E167318

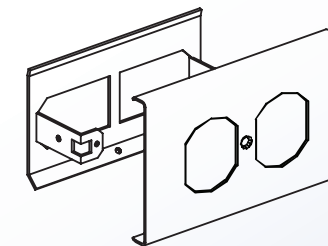
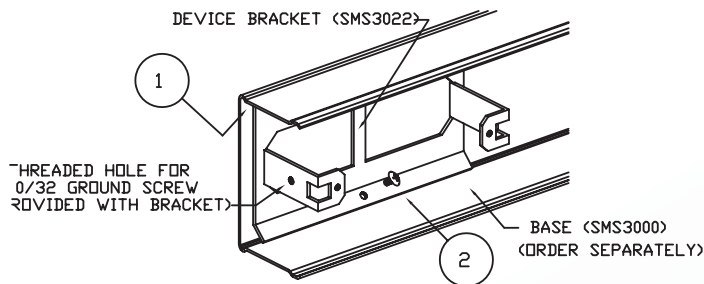


DEVICE BRACKET (SMS3022)
FURNISHED WITH ALL PLATES



(SMS3046 SHOWN)

STANDARD DIMENSIONS



DUPLEX RECEPTACLE (SMS3046)

4 International Drive
Rye Brook, NY 10573
Toll Free: 1 888.764.7681
Phone: 914.934.2075
Fax: 914.934.2190
MonoSystems.com

