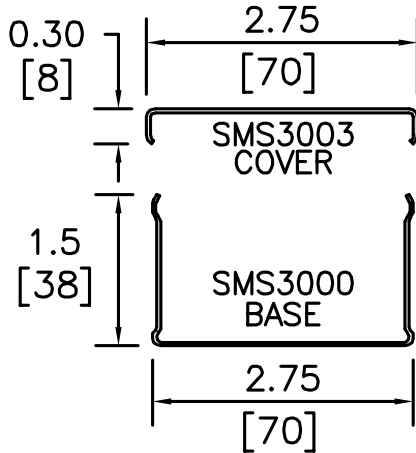


Surface Raceway / Steel SMS3000

SnapMark™ Accessories

Manufactured by MonoSystems, Inc.

DEVICE COVER PLATE OPTIONS



**SMS3000 SERIES
STEEL RACEWAY
SECTION VIEW
SCALE: NONE**

Assembly Instructions

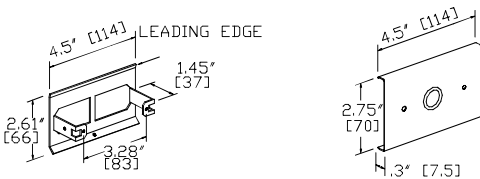
- 1.) Insert leading edge of device bracket into an inner groove of the SMS3000 base section, at the desired location for the device.
- 2.) Using one 6-32 x 5/16" screw secure the device bracket to the base section.
- 3.) Terminate wiring per local codes.
- 4.) After device(s) are secured properly to the bracket, cover may be snapped over devices.

Available in Standard Gray or Ivory (add "-I" suffix to specify Ivory).



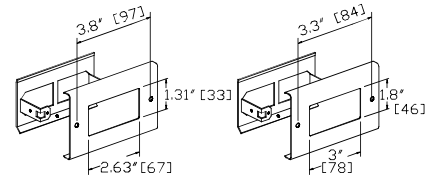
UL LISTED
FILE: E167318

STANDARD DIMENSIONS

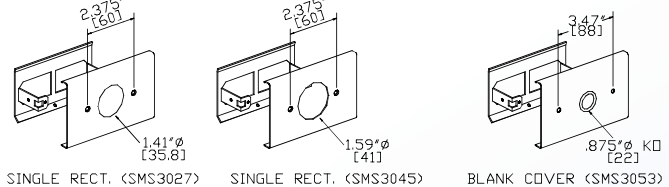


DEVICE BRACKET (SMS3022)
FURNISHED WITH ALL PLATES

TYPICAL COVER - OVERALL DIMENSIONS
(SMS3053 SHOWN)



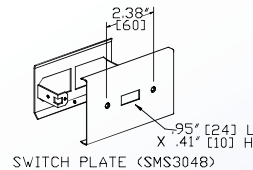
GFCI/DECDR OUTLET (SMS3023) EXTENSION PLATE (SMS3051)



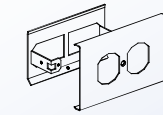
SINGLE RECT. (SMS3027)

SINGLE RECT. (SMS3045)

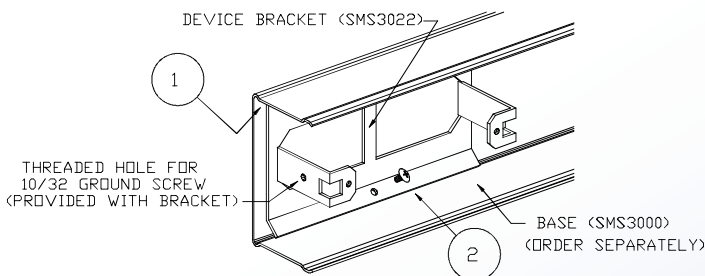
BLANK COVER (SMS3053)



SWITCH PLATE (SMS3048)



DUPLEX RECEPTACLE (SMS3046)



4 International Drive
Rye Brook, NY 10573
Toll Free: 1 888.764.7681
Phone: 914.934.2075
Fax: 914.934.2190
MonoSystems.com

