

# Cable Tray / Ladder Tray XX-X050

## PowerTray™ Accessories

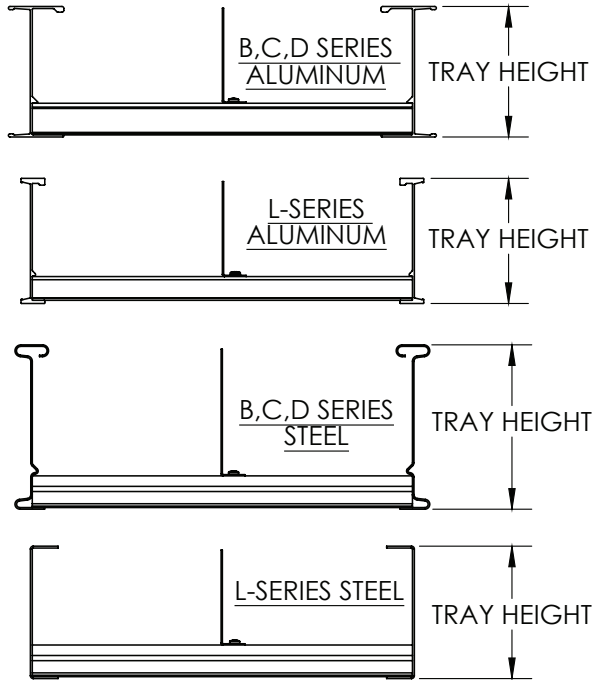
Manufactured in the USA by MonoSystems, Inc.



### STRAIGHT DIVIDER (BARRIER STRIP) ALUMINUM AND STEEL POWER TRAY

#### Notes

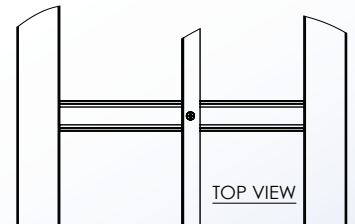
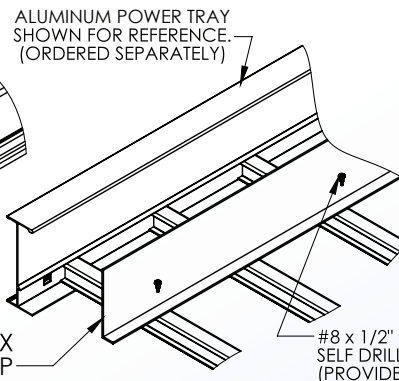
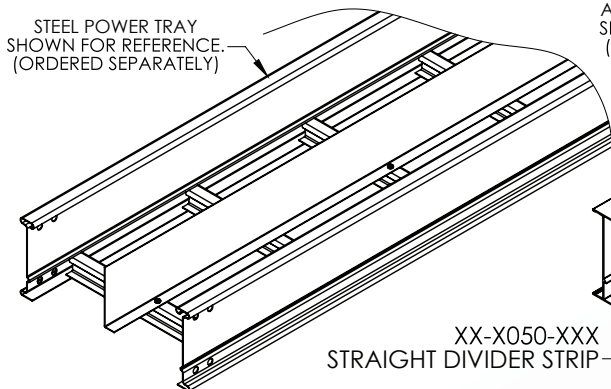
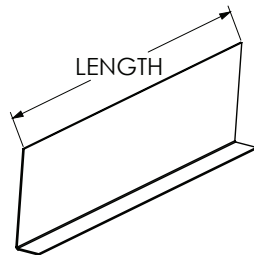
- 1.) Use to create separate compartments in a cable tray run.
- 2.) Divider lengths sold individually.
- 3.) Each 72" includes (4x) #8 x 1/2" phil. pan. tek screws for installation. Each 120" or 144" includes (8x) #8 x 1/2" phil. pan. tek screws for installation.
- 4.) Installation instructions:
  - Align divider flush with end of power tray or as desired.
  - Position divider to desired horz. location and clamp in place to rungs.
  - Field install #8 tek screws thru divider and into rungs.
- 5.) Views for reference - do not scale.



#### ORDERING DATA EXAMPLE:

**XX-X050-XXX**

MATERIAL	TRAY HEIGHT	SERIES	DIVIDER LENGTH
A = ALUMINUM	4 = 4"	1 = "L" LITE SERIES	72 = 72"
P = PRE-GALV. STEEL	5 = 5"		120 = 120"
G = HOT DIPPED GALV. AFTER FABRICATION	6 = 6" 7 = 7"	2 = SERIES: B,C,D	144 = 144"
SS = STAINLESS STEEL			



4 International Drive  
Rye Brook, NY 10573  
Toll Free: 1 888.764.7681  
Phone: 914.934.2075  
Fax: 914.934.2190  
MonoSystems.com



**MonoSystems™**  
wire management. managed.