

Cable Tray / Ladder Tray

DP-2072-RHC-XXXX-XX-PX

PowerTray™ Fittings

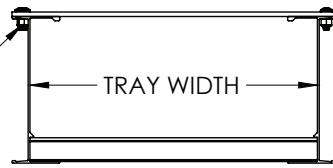
Manufactured by MonoSystems, Inc.

REDUCING HORIZONTAL CROSS COVER, DIAMOND PLATE

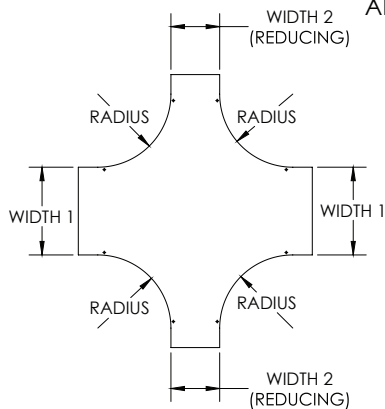
Notes:

- 1.) Material: 6" wide, 9" wide, 12" wide or 18" wide: 1/8" thick aluminum diamond plate. Material: 24" wide: 3/16" thick aluminum diamond plate.
- 2.) All mounting hardware (by others). MonoSystems recommends fastening cover to power tray fitting using 1/4" hardware. Feed screws thru hole in cover, mark and drill thru top siderail flange of tray and attach on other side with 1/4-20 nylon lock nut. Or install self tapping screws through holes in cover into tray. Be sure to completely align cover to tray before drilling and installing.
- 3.) Views for reference - do not scale.

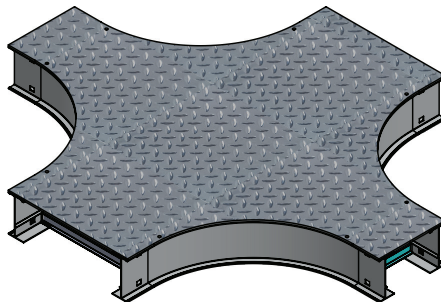
- SEE NOTE 2
 (8) 1/4-20 x 3/4" PAN HD SCREWS
 (8) 1/4-20 NYLON LOCK NUTS
 (ORDERED SEPARATELY)



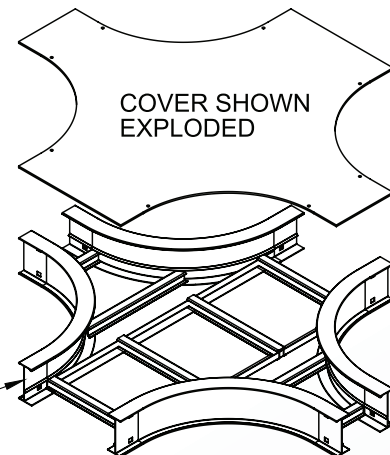
ALUMINUM TRAY SECTION



COVER SHOWN ATTACHED



REDUCING HORIZONTAL CROSS (ORDERED SEPARATELY)



ORDERING DATA EXAMPLE:

DP-2072-RHC-XX-XX-XX-PX

MATERIAL

ALUMINUM DIAMOND PLATE

FITTING TYPE

SERIES: B, C, D & E HEAVY ALUMINUM TRAY FITTING COVER

RHC = REDUCING HORIZONTAL CROSS

RADIUS

12 = 12"
24 = 24"

WIDTH 1

09 = 9"
12 = 12"
18 = 18"
24 = 24"

WIDTH 2

06 = 6"
09 = 9"
12 = 12"
18 = 18"

COLOR

LEAVE BLANK = NON PAINTED
 PY = PAINTED YELLOW
 PNSY = PAINTED NON-SKID SAFETY YELLOW

4 International Drive
 Rye Brook, NY 10573
 Toll Free: 1 888.764.7681
 Phone: 914.934.2075
 Fax: 914.934.2190
 MonoSystems.com

