

Surface Raceway / Aluminum INSTALLATION

SWA2400 Series SnapWay™ Install

Manufactured in the USA by MonoSystems, Inc.



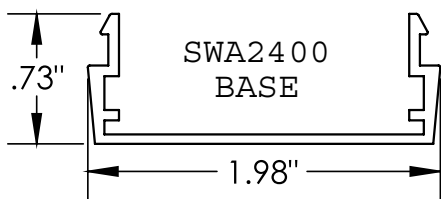
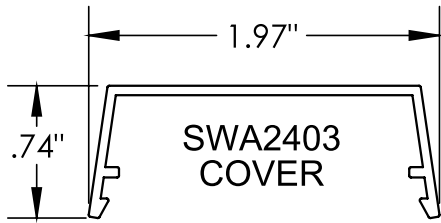
INSTALLATION INSTRUCTIONS:

Raceway field support and frequency depends on the weight and construction (splice locations, elbow Fittings, etc.) of the raceway being mounted. MonoSystems recommends drilling 9/32" holes in the bottom of the raceway base to install 1/4" mounting hardware not more than 18" apart. Installer should fully survey existing wall construction prior to drilling.

Per UL5 surface raceway standard, sec. 4.6A: raceway must be secured at intervals of not more than 4ft [1.2M] apart. Sec. 4.7: Where the base is intended to be secured to the mounting surface by screws or bolts extending from the inside, the arrangement shall not result in damage to the conductors.

Assembly Instructions:

- A1.) Once raceway base has been mounted, firmly press cover into place ensuring that both sides are completely snapped into base section.
- A2.) To remove cover: gently pry upward on base and cover seam with a non-abrasive tool such as a plastic putty knife.
- A3.) Position coupling centered between adjoining base or fitting sections and slide in under ribs in bottom of raceway. Tighten #8-32 pan head securement hardware (Provided). Do not over tighten.
- A4.) Position end cap at end of base and slide in under ribs in bottom of raceway. Tighten #8-32 pan head securement hardware (provided). Do not over tighten.
- A5.) Installer may drill holes in back of raceway or connect desired device box and run conduit for feed. Be sure to remove any sharp edges and wire per nec. and local codes.
- A6.) Views for reference - do not scale.



SWA2400 SERIES
ALUMINUM RACEWAY
SECTION VIEW
SATIN ANODIZE FINISH
(EACH ORDERED SEPARATELY)



SWA2403 - COVER
(ORDERED SEPARATELY)

SWA2400 - BASE
(ORDERED SEPARATELY)

SWA2402 - COUPLING
(ORDERED SEPARATELY)

SWA2404 - END CAP
(ORDERED SEPARATELY)

SWA2451H - BOX ADAPTER
(ORDERED SEPARATELY)

4 International Drive
Rye Brook, NY 10573
Toll Free: 1 888.764.7681
Phone: 914.934.2075
Fax: 914.934.2190
MonoSystems.com

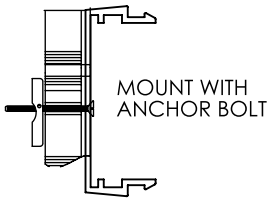


MonoSystems™
wire management. managed.


Surface Raceway / Aluminum INSTALLATION

SWA2400 Series SnapWay™ Install

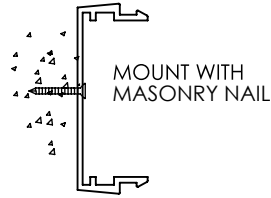
Manufactured in the USA by MonoSystems, Inc.



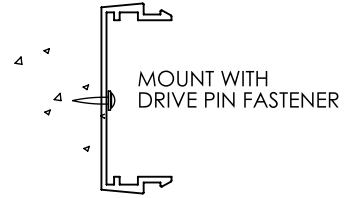
CERAMIC TILE



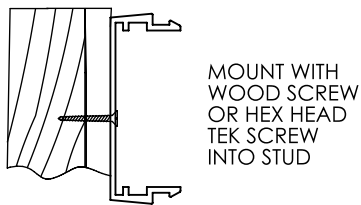
BRICK/ BLOCK




CONCRETE



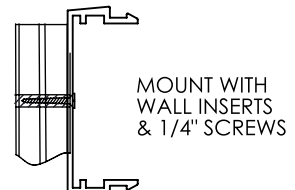
REINFORCED CONCRETE



WOOD STUD/ DRYWALL

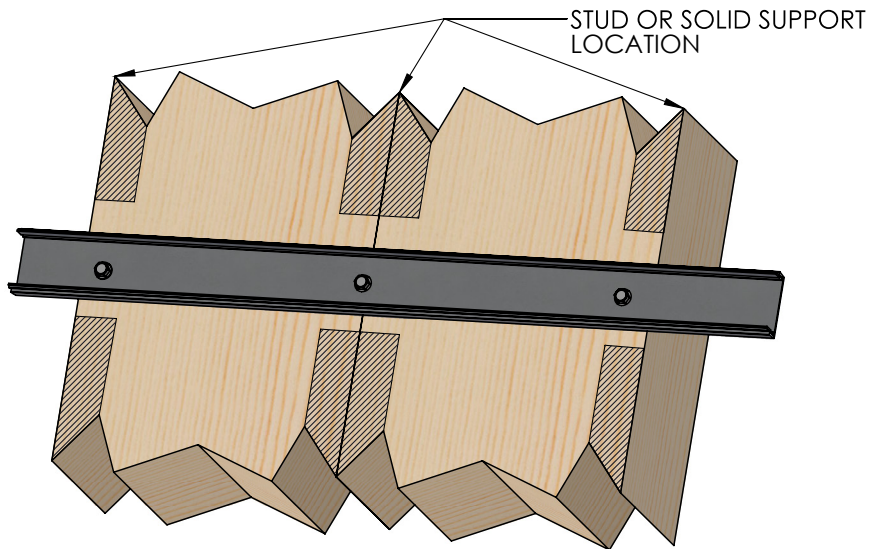


WOOD

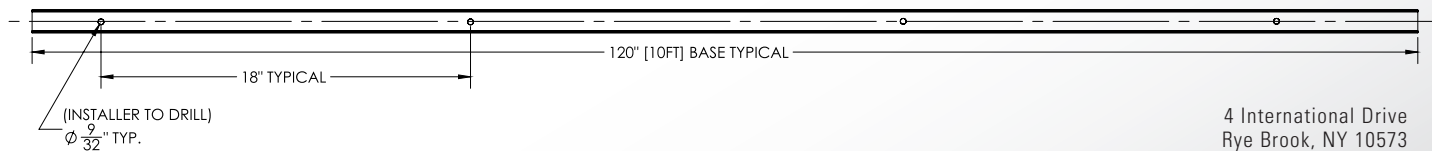


DRYWALL/ PLASTER

CONSTRUCTION:
BASE MATERIAL: 0.06" 6063-T5 ANODIZED ALUMINUM
COVER MATERIAL: 0.06" 6063-T5 ANODIZED ALUMINUM



RACEWAY MOUNTING DEPICTED FOR REFERENCE ONLY



4 International Drive
Rye Brook, NY 10573
Toll Free: 1 888.764.7681
Phone: 914.934.2075
Fax: 914.934.2190
MonoSystems.com



MonoSystems™
wire management. managed.