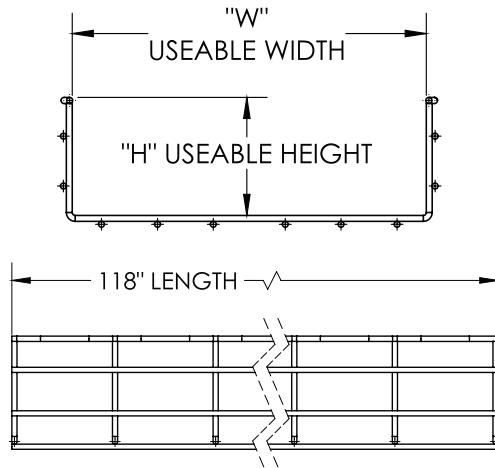


# Cable Tray / Wire Mesh Basket Tray

## TMX-X-118-XX

**MonoMesh™**

Manufactured by MonoSystems, Inc.



FILE: E80034

## T-WELD SCALLOPED STYLE WIRE MESH CABLE TRAY SYSTEMS

### Notes:

- 1.) This product is intended for the support of conduit and cables.
- 2.) Standard material: steel, clear electroplated zinc after fabrication. wire grid pattern 4" x 2".
- 3.) Manufactured and tested in conformance with NEMA VE-1 standards.
- 4.) UL/C-UL classified.
- 5.) Views for reference - do not scale.
- 6.) Each end of the factory mesh wires to be smooth and free of burrs and sharp edges.
- 7.) For cable fill and load ratings, see page 2.
- 8.) Suffix denoted finish:  
PB = Painted black | PR = Painted red | PW = Painted white  
PY = Painted yellow | HD = HDGAF  
TS49P = Tiger series 49 polyester | SS4 = 304 Stainless steel wire

### ORDERING DATA EXAMPLE:

**TM X - X -118- XX**

HEIGHT

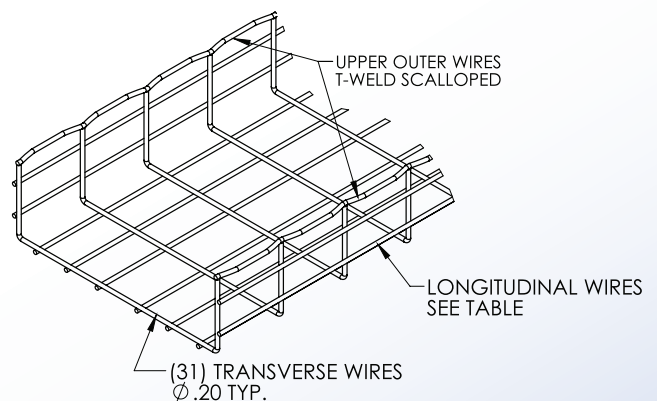
"H"

WIDTH

"W"

FINISH

(SEE NOTE 8.)



PART NUMBER	NOMINAL HEIGHT	NOMINAL WIDTH	LONGITUDINAL WIRES	
	"H"	"W"	QUANTITY	DIAMETER (in)
2 INCH LOAD DEPTH X 118" LONG				
TM2-3-118	2"	3"	6	0.2
TM2-6-118	2"	6"	6	0.2
TM2-10-118	2"	10"	8	0.2
TM2-12-118	2"	12"	10	0.2
TM2-20-118	2"	20"	12	0.2
4 INCH LOAD DEPTH X 118" LONG				
TM4-6-118	4"	6"	8	0.2
TM4-8-118	4"	8"	10	0.2
TM4-12-118	4"	12"	12	0.2
TM4-16-118	4"	16"	12	0.2
TM4-18-118	4"	18"	12	0.2
TM4-24-118	4"	24"	16	0.2
TM4-36-118	4"	36"	20	0.2
6 INCH LOAD DEPTH X 118" LONG				
TM6-8-118	6"	8"	12	0.2
TM6-12-118	6"	12"	12	0.2
TM6-18-118	6"	18"	14	0.2
TM6-24-118	6"	24"	18	0.2

4 International Drive  
Rye Brook, NY 10573  
Toll Free: 1 888.764.7681  
Phone: 914.934.2075  
Fax: 914.934.2190  
MonoSystems.com



**MonoSystems™**  
Expect. Direct.

# Cable Tray / Wire Mesh Basket Tray

## TMX-X-118-XX

**MonoMesh™**

Manufactured by MonoSystems, Inc.

## T-WELD SCALLOPED STYLE WIRE MESH CABLE TRAY SYSTEMS

### Notes:

- 1.) This product is intended for the support of conduit and cables.
- 2.) Material: Steel, clear electroplated zinc. Wire grid pattern 4" x 2".
- 3.) Manufactured and tested in conformance with NEMA VE-1 standards.
- 4.) UL/C-UL classified.
- 5.) Views for reference - do not scale.
- 6.) Each end of the factory mesh wires to be smooth and free of burrs and sharp edges.
- 7.) For cable fill and load ratings, see below.
- 8.) Suffix denoted finish:  
PB = Painted black | PR = Painted red | PW = Painted white  
PY = Painted yellow | HD = HDGAF  
TS49P = Tiger series 49 polyester | SS4 = 304 Stainless steel wire

### ORDERING DATA EXAMPLE:

**TMX-X-118-XX**

HEIGHT "H"      WIDTH "W"      FINISH (SEE NOTE 8.)

### MonoMesh Cable Fill & Load Rating Chart:

PART NUMBER	NOMINAL HEIGHT	NOMINAL WIDTH	FILL AREA (in)	MAXIMUM* NUMBER OF 4 UTP CAT.5 [Ø 0.21] CABLES	APPROX. MAX. CABLE WEIGHT Lbs/ft* [0.026lb/ft]	MAXIMUM* NUMBER OF 4 UTP CAT.6E [Ø 0.244] CABLES GigaLAN	APPROX. MAX. CABLE WEIGHT Lbs/ft* [0.035lb/ft]	MAXIMUM* NUMBER OF CAT.6A [Ø 0.30] CABLES	APPROX. MAX. CABLE WEIGHT Lbs/ft* [0.045lb/ft]	LOAD CAPACITY PER SPAN Lbs/ft*						
	"H"	"W"								2FT	4FT	5FT	6FT	7FT	8FT	
2 INCH LOAD DEPTH X 118" LONG																
TM2-3-118	2"	3"	6.04"	80	2.1	69	2.4	42	1.9	368	92	56	38	30	23	
TM2-6-118	2"	6"	12.40"	150	3.9	128	4.5	88	4.0	368	92	56	38	30	23	
TM2-10-118	2"	10"	20.13"	261	6.7	223	7.8	146	6.6	496	125	74	56	41	31	
TM2-12-118	2"	12"	24.18"	314	8.2	269	9.4	175	7.9	592	148	85	62	48	37	
TM2-20-118	2"	20"	40.30"	542	14.1	464	16.2	296	13.3	640	160	89	64	52	40	
4 INCH LOAD DEPTH X 118" LONG																
TM4-6-118	4"	6"	23.95"	281	7.3	241	8.4	167	7.5	416	104	67	46	34	26	
TM4-8-118	4"	8"	31.93"	390	10.1	334	11.7	224	10.1	576	144	93	66	47	36	
TM4-12-118	4"	12"	47.90"	606	15.8	519	18.2	334	15.0	672	168	110	80	54	42	
TM4-16-118	4"	16"	63.86"	765	19.9	655	22.9	450	20.3	672	168	116	80	55	42	
TM4-18-118	4"	18"	71.84"	930	24.2	797	27.9	506	22.8	672	168	116	80	55	42	
TM4-24-118	4"	24"	95.79"	1255	32.6	1075	37.6	676	30.4	672	168	132	83	55	42	
TM4-36-118	4"	36"	137.64"	1822	47.4	1561	54.6	1014	30.4	672	168	132	83	55	42	
6 INCH LOAD DEPTH X 118" LONG																
TM6-8-118	6"	8"	45.88"	652	16.3	559	19.6	335	15.01	712	178	115	79	58	44	
TM6-12-118	6"	12"	68.82"	880	22.9	754	26.4	501	22.5	976	244	157	109	80	61	
TM6-18-118	6"	18"	103.23"	1352	35.2	1159	40.6	760	34.2	976	244	157	109	80	61	
TM6-24-118	6"	24"	137.64"	1822	47.4	1561	54.6	1014	45.6	976	244	157	109	80	61	

#### \*Note:

- The above chart is meant as a practical guide for the amount of cable weight the associated mesh product can realistically hold. Max. number of cables based upon a %50 fill rate. Actual maximum loads may be greater or less.
- Tested in accordance with NEMA VE-1/CSA E22.2 No. 126.1, Safety factor: 1.5

4 International Drive  
Rye Brook, NY 10573  
Toll Free: 1 888.764.7681  
Phone: 914.934.2075  
Fax: 914.934.2190  
MonoSystems.com

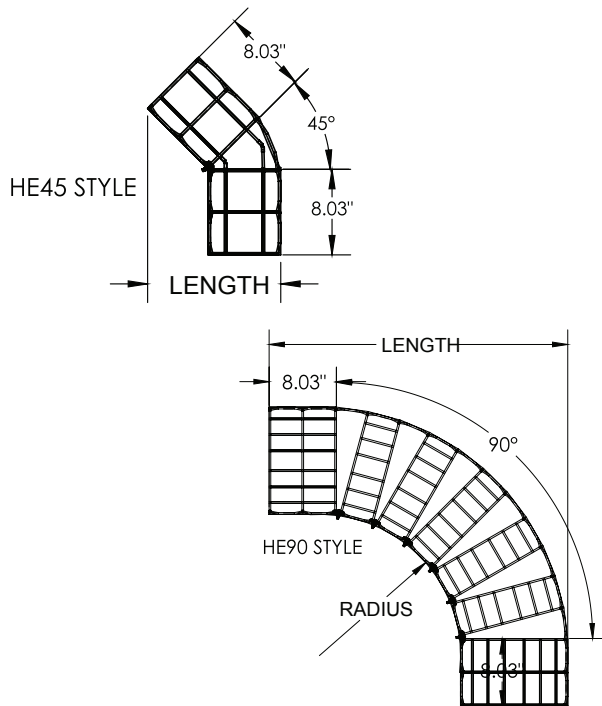


# Cable Tray / Wire Mesh Basket Tray TMX-HEXX-XX-RAD

## MonoMesh™ Fittings

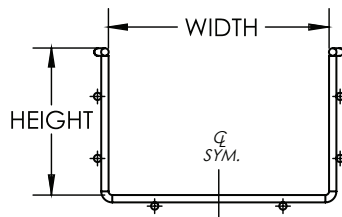
Manufactured by MonoSystems, Inc.

### T-WELD MESH CABLE TRAY HORIZONTAL BEND, SMOOTH RADIUS FACTORY ASSEMBLED



#### Notes:

- 1.) This product is intended for the support of conduit and cables.
- 2.) Standard material: steel, clear electroplated zinc after fabrication.  
Wire grid pattern 4" x 2".
- 3.) Connect and attach pre-assembled fitting to tray using  
TM-CPL-JN3, OR TM-CPL-FL connectors (ordered separately).
- 4.) Wire locations and quantity will vary according to tray size.
- 5.) For sharp horizontal elbows see part number TMX-HEXX-XX.
- 6.) Views for reference - do not scale.
- 7.) Add suffix to part number to denote finish:  
PB = painted black | PR = painted red  
PW = painted white | PY = painted yellow  
HD = HDGAF | SS4 = 304 stainless steel wire  
TS49P = tiger series 49 polyester



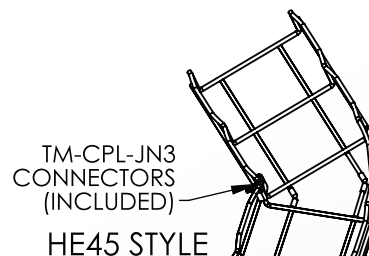
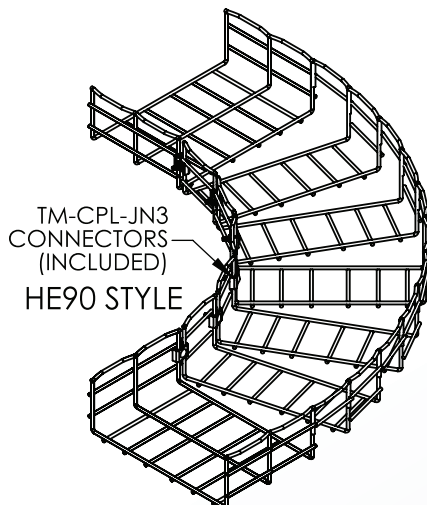
#### ORDERING DATA EXAMPLE:

**TM X-HEXX-XX-RAD**

TRAY  
HEIGHT

FITTING  
ANGLE

TRAY  
WIDTH



4 International Drive  
Rye Brook, NY 10573  
Toll Free: 1 888.764.7681  
Phone: 914.934.2075  
Fax: 914.934.2190  
MonoSystems.com



# Cable Tray / Wire Mesh Basket Tray

## TMX-HEXX-XX-RAD

## MonoMesh™ Fittings

Manufactured by MonoSystems, Inc.

### T-WELD MESH CABLE TRAY HORIZONTAL BEND, SMOOTH RADIUS FACTORY ASSEMBLED

PART NUMBER	NOMINAL HEIGHT	NOMINAL WIDTH	APPROXIMATE DIMENSIONS (in)	
	"H"	"W"	LENGTH	RADIUS
2 INCH LOAD DEPTH				
TM2-HE90-03-RAD	2"	3"	N/A	N/A
TM2-HE45-03-RAD	2"	3"	10"	8"
TM2-HE90-06-RAD	2"	6"	22"	9"
TM2-HE45-06-RAD	2"	6"	10-1/2"	9"
TM2-HE90-10-RAD	2"	10"	31-1/2"	12"
TM2-HE45-10-RAD	2"	10"	17"	12"
TM2-HE90-12-RAD	2"	12"	35-5/8"	15"
TM2-HE45-12-RAD	2"	12"	21-1/2"	15"
TM2-HE90-20-RAD	2"	20"	52-1/4"	23"
TM2-HE45-20-RAD	2"	20"	34-1/2"	23"
4 INCH LOAD DEPTH				
TM4-HE90-08-RAD	4"	8"	25-1/2"	13"
TM4-HE45-08-RAD	4"	8"	15-1/2"	13"
TM4-HE90-12-RAD	4"	12"	35-5/8"	15"
TM4-HE45-12-RAD	4"	12"	21-1/2"	15"
TM4-HE90-16-RAD	4"	16"	43-1/2"	18"
TM4-HE45-16-RAD	4"	16"	27-1/2"	18"
TM4-HE90-18-RAD	4"	18"	50-1/2"	19"
TM4-HE45-18-RAD	4"	18"	28-1/4"	19"
TM4-HE90-24-RAD	4"	24"	60-1/2"	26"
TM4-HE45-24-RAD	4"	24"	37"	26"
TM4-HE90-36-RAD	4"	36"	N/A	N/A
TM4-HE45-36-RAD	4"	36"	N/A	N/A
6 INCH LOAD DEPTH				
TM6-HE90-08-RAD	6"	8"	25-1/2"	13"
TM6-HE45-08-RAD	6"	8"	15-1/2"	13"
TM6-HE90-12-RAD	6"	12"	35-5/8"	15"
TM6-HE45-12-RAD	6"	12"	21-1/2"	15"
TM6-HE90-18-RAD	6"	18"	50-1/2"	19"
TM6-HE45-18-RAD	6"	18"	28-1/4"	19"
TM6-HE90-24-RAD	6"	24"	60-1/2"	26"
TM6-HE45-24-RAD	6"	24"	37"	26"

\*N/A FOR FITTINGS WHICH ARE UNABLE TO REASONABLY CONFORM TO ANGLE GIVEN.  
ALL FITTINGS ARE CONSTRUCTED WITH A 2-MESH SECTION TANGENT (8.03") AS SHOWN.  
ALL DIMENSIONS ARE GIVEN FOR APPROXIMATE REFERENCE

4 International Drive  
Rye Brook, NY 10573  
Toll Free: 1 888.764.7681  
Phone: 914.934.2075  
Fax: 914.934.2190  
MonoSystems.com



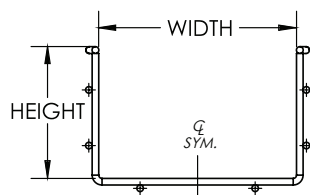
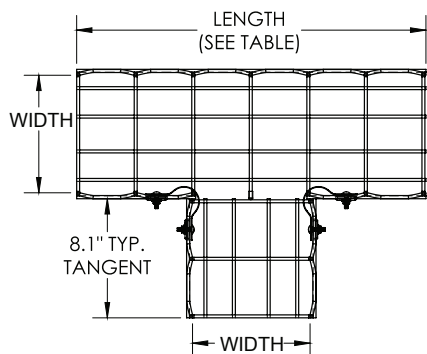
**MonoSystems™**  
Expect. Direct.



# Cable Tray / Wire Mesh Basket Tray TMX-HT-XX

## MonoMesh™ Fittings

Manufactured by MonoSystems, Inc.



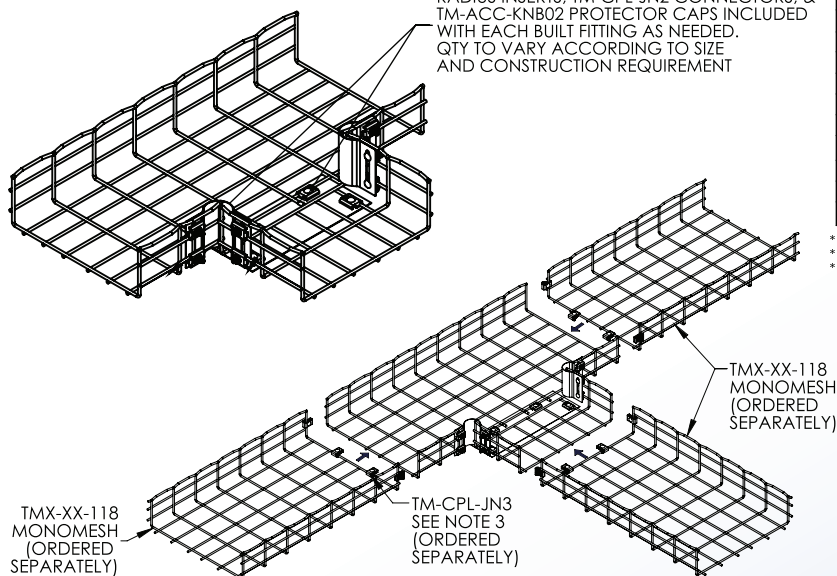
### ORDERING DATA EXAMPLE:

**TMX-HT-XX**

TRAY  
HEIGHT

TRAY  
WIDTH

STEEL CONNECTION PLATES, TM-JNR-X RADIUS INSERTS, TM-CPL-JN2 CONNECTORS, & TM-ACC-KNB02 PROTECTOR CAPS INCLUDED WITH EACH BUILT FITTING AS NEEDED. QTY TO VARY ACCORDING TO SIZE AND CONSTRUCTION REQUIREMENT



## FACTORY ASSEMBLED MONOMESH T-WELD MESH TEE FITTING

### Notes:

- 1.) Pre-fabricated fittings save time and eliminate the need for complex in-field cutting.
- 2.) This product is intended for the support of conduit and cables.  
Standard material: steel, clear electroplated zinc after fabrication.  
Wire grid pattern 4" x 2".
- 3.) Connect and attach pre-assembled fitting to tray using TM-CPL-JN3 OR TM-CPL-FL connectors (ordered separately).
- 4.) Wire locations and quantity will vary according to tray size.
- 5.) Views for reference - do not scale.
- 6.) Add suffix to part number to denote finish:  
PB = painted black | PR = painted red  
PW = painted white | PY = painted yellow  
HD = HDGAF | SS4 = 304 stainless steel wire  
TS49P = tiger series 49 polyester

PART NUMBER	NOMINAL HEIGHT	NOMINAL WIDTH	APPROXIMATE DIMENSION (in)
	"H"	"W"	LENGTH*
2 INCH LOAD DEPTH			
TM2-HT-03	2"	3"	19-7/8"
TM2-HT-06	2"	6"	23-5/8"
TM2-HT-10	2"	10"	27-5/8"
TM2-HT-12	2"	12"	27-5/8"
TM2-HT-20	2"	20"	35-1/2"
4 INCH LOAD DEPTH			
TM4-HT-08	4"	8"	23-3/4"
TM4-HT-12	4"	12"	27-5/8"
TM4-HT-16	4"	16"	35-7/16"
TM4-HT-18	4"	18"	35-7/16"
TM4-HT-24	4"	24"	39-5/16"
TM4-HT-36	4"	36"	55"
6 INCH LOAD DEPTH			
TM6-HT-08	6"	8"	23-3/4"
TM6-HT-12	6"	12"	27-5/8"
TM6-HT-18	6"	18"	35-7/16"
TM6-HT-24	6"	24"	39-5/16"

\* ALL FITTINGS ARE CONSTRUCTED WITH A 2-MESH SECTION TANGENT (8.1") AS SHOWN.  
\* ALL DIMENSIONS ARE GIVEN FOR APPROXIMATE REFERENCE  
\* SEE NOTE 4

4 International Drive  
Rye Brook, NY 10573  
Toll Free: 1 888.764.7681  
Phone: 914.934.2075  
Fax: 914.934.2190  
MonoSystems.com



# Cable Tray / Wire Mesh Basket Tray TMX-HC-XX

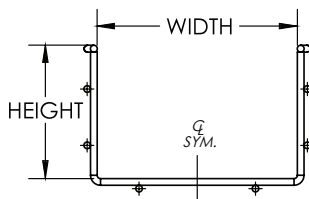
## MonoMesh™ Fittings

Manufactured by MonoSystems, Inc.

### FACTORY ASSEMBLED MONOMESH T-WELD MESH CROSS FITTING

#### Notes:

- 1.) Pre-fabricated fittings save time and eliminate the need for complex in-field cutting.
- 2.) This product is intended for the support of conduit and cables.  
Standard material: steel, clear electroplated zinc after fabrication.  
Wire grid pattern 4" x 2".
- 3.) Connect and attach pre-assembled fitting to tray using  
TM-CPL-JN3 or TM-CPL-FL connectors (ordered separately).
- 4.) Wire locations and quantity will vary according to tray size.
- 5.) Views for reference - do not scale.
- 6.) Add suffix to part number to denoted finish:  
PB = painted black | PR = painted red  
PW = painted white | PY = painted yellow  
HD = HDGAF | SS4 = 304 stainless steel wire  
TS49P = tiger series 49 polyester

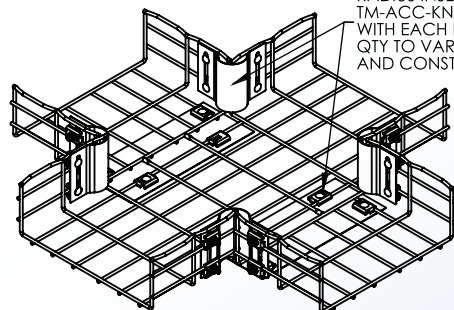
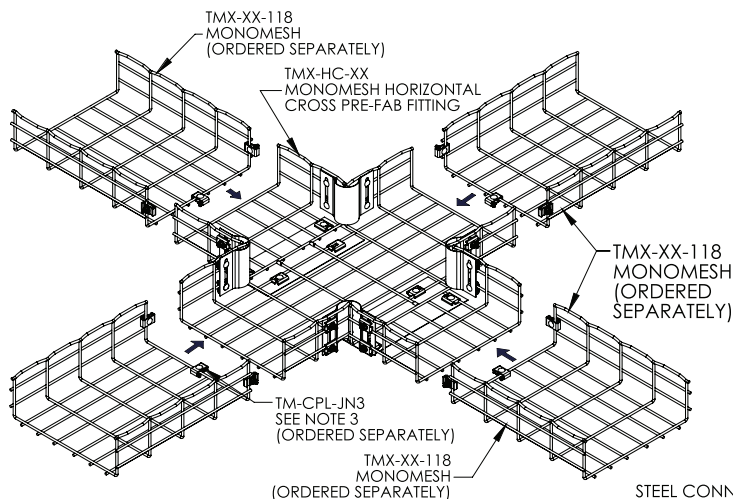


#### ORDERING DATA EXAMPLE:

**TMX-HC-XX**

TRAY  
HEIGHT

TRAY  
WIDTH



PART NUMBER	NOMINAL HEIGHT	NOMINAL WIDTH	APPROXIMATE DIMENSION (in)
	"H"	"W"	LENGTH*
2 INCH LOAD DEPTH			
TM2-HC-03	2"	3"	19-7/8"
TM2-HC-06	2"	6"	23-5/8"
TM2-HC-10	2"	10"	27-5/8"
TM2-HC-12	2"	12"	27-5/8"
TM2-HC-20	2"	20"	35-1/2"
4 INCH LOAD DEPTH			
TM4-HC-08	4"	8"	23-3/4"
TM4-HC-12	4"	12"	27-5/8"
TM4-HC-16	4"	16"	35-7/16"
TM4-HC-18	4"	18"	35-7/16"
TM4-HC-24	4"	24"	39-5/16"
TM4-HC-36	4"	36"	55"
6 INCH LOAD DEPTH			
TM6-HC-08	6"	8"	23-3/4"
TM6-HC-12	6"	12"	27-5/8"
TM6-HC-18	6"	18"	35-7/16"
TM6-HC-24	6"	24"	39-5/16"

\* ALL FITTINGS ARE CONSTRUCTED WITH A 2-MESH SECTION TANGENT (8.1") AS SHOWN.  
\* ALL DIMENSIONS ARE GIVEN FOR APPROXIMATE REFERENCE  
\* SEE NOTE 4

4 International Drive  
Rye Brook, NY 10573  
Toll Free: 1 888.764.7681  
Phone: 914.934.2075  
Fax: 914.934.2190  
MonoSystems.com



**MonoSystems™**  
Expect. Direct.

# Cable Tray / Wire Mesh Basket Tray

## TMX-HEXX-XX

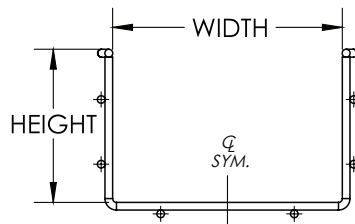
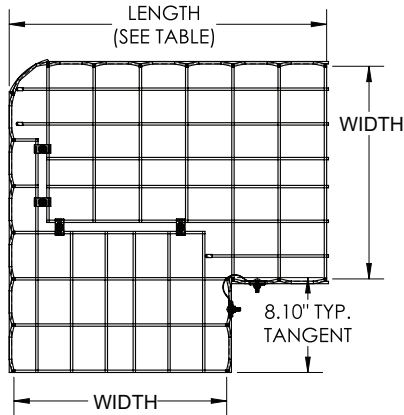
## MonoMesh™ Fittings

Manufactured by MonoSystems, Inc.

### T-WELD MESH CABLE TRAY SHARP HORIZONTAL 90° BEND WITH RADIUS INSERT FACTORY ASSEMBLED

#### Notes:

- 1.) Pre-fabricated fittings save time and eliminate the need for complex in-field cutting.
- 2.) This product is intended for the support of conduit and cables.  
Standard material: steel, clear electroplated zinc after fabrication.  
Wire grid pattern 4" x 2".
- 3.) Connect and attach pre-assembled fitting to tray using TM-CPL-JN3 OR TM-CPL-FL connectors (ordered separately).
- 4.) Wire locations and quantity will vary according to tray size.
- 5.) For smooth radius horizontal elbows see part no. TMX-HEXX-XX-RAD.
- 6.) Views for reference - do not scale.
- 7.) Add suffix to part number to denote finish:  
PB = painted black | PR = painted red  
PW = painted white | PY = painted yellow  
HD = HDGAF | SS4 = 304 stainless steel wire  
TS49P = tiger series 49 polyester

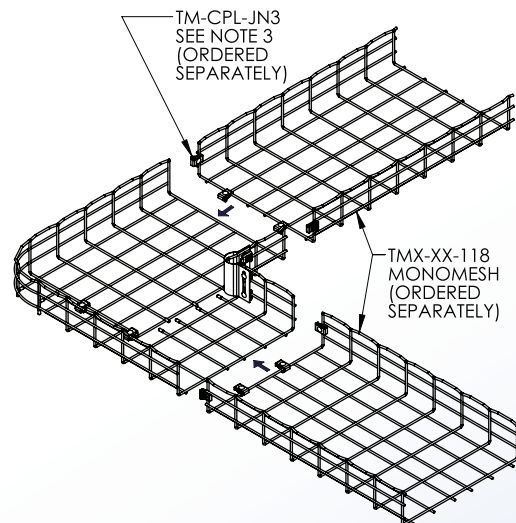
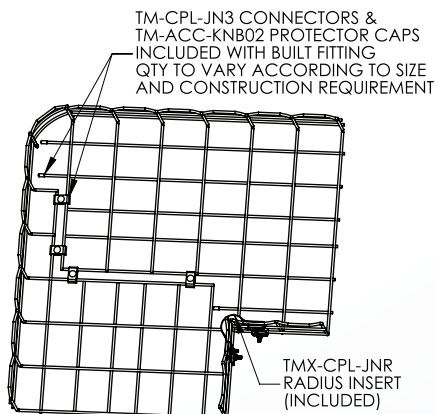


#### ORDERING DATA EXAMPLE:

**TMX-HE90-XX**

TRAY  
HEIGHT

TRAY  
WIDTH



4 International Drive  
Rye Brook, NY 10573  
Toll Free: 1 888.764.7681  
Phone: 914.934.2075  
Fax: 914.934.2190  
MonoSystems.com



# Cable Tray / Wire Mesh Basket Tray

## TMX-HEXX-XX

### MonoMesh™ Fittings

Manufactured by MonoSystems, Inc.

**T-WELD MESH CABLE TRAY SHARP  
HORIZONTAL 90° BEND WITH RADIUS  
INSERT FACTORY ASSEMBLED**

PART NUMBER	NOMINAL HEIGHT	NOMINAL WIDTH	APPROXIMATE DIMENSION (in)
	"H"	"W"	LENGTH*
2 INCH LOAD DEPTH			
TM2-HE90-03	2"	3"	13"
TM2-HE90-06	2"	6"	15-3/4"
TM2-HE90-10	2"	10"	19"
TM2-HE90-12	2"	12"	21"
TM2-HE90-20	2"	20"	TBD
4 INCH LOAD DEPTH			
TM4-HE90-08	4"	8"	TBD
TM4-HE90-12	4"	12"	21"
TM4-HE90-16	4"	16"	25-1/2"
TM4-HE90-18	4"	18"	27"
TM4-HE90-24	4"	24"	34"
TM4-HE90-36	4"	36"	TBD
6 INCH LOAD DEPTH			
TM6-HE90-08	6"	8"	TBD
TM6-HE90-12	6"	12"	21"
TM6-HE90-18	6"	18"	27"
TM6-HE90-24	6"	24"	34"

\* ALL FITTINGS ARE CONSTRUCTED WITH A 2-MESH SECTION TANGENT (8.1") AS SHOWN.

\* ALL DIMENSIONS ARE GIVEN FOR APPROXIMATE REFERENCE

\* SEE NOTE 4

4 International Drive  
Rye Brook, NY 10573  
Toll Free: 1 888.764.7681  
Phone: 914.934.2075  
Fax: 914.934.2190  
MonoSystems.com



# Cable Tray / Ladder Tray CSUP-XX-XX

## CableTray Accessories

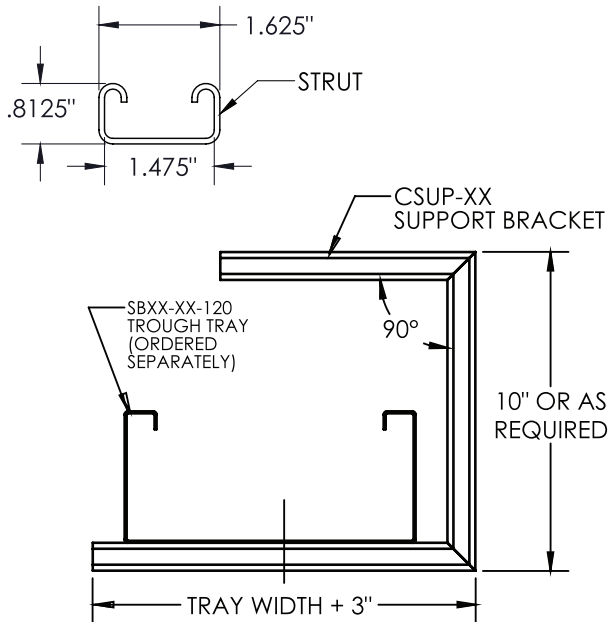
Manufactured in the USA by MonoSystems, Inc.



### C-SUPPORT BRACKET

#### Notes

- 1.) Ordered as each. For cable tray installation under ceilings or overhangs. Can be stacked for multiple levels of cable tray support.
- 2.) Bracket material: 13/16"x1-5/8" 14GA steel.
- 3.) Tray mounting hardware ordered separately. Wall or ceiling mounting hardware by others.
- 4.) Views for reference - Do not scale.



#### ORDERING DATA EXAMPLE:

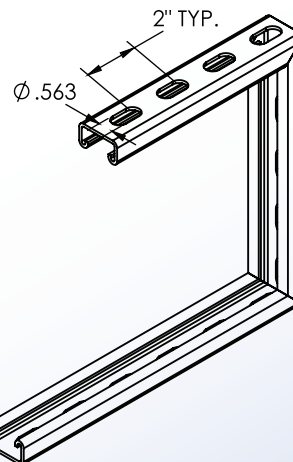
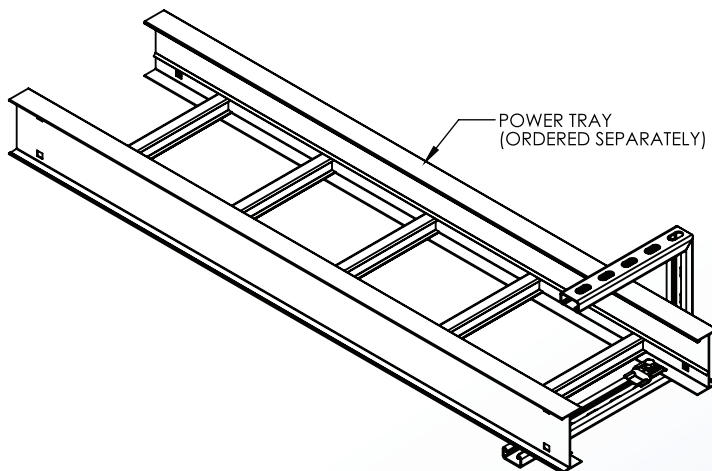
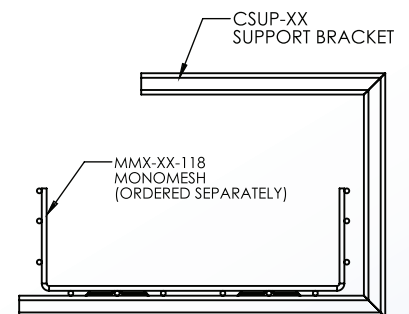
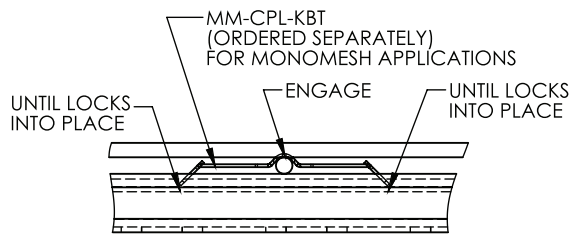
## CSUP-XX-XX

#### TRAY WIDTH

4 = 4" WIDE  
6 = 6" WIDE  
8 = 8" WIDE  
9 = 9" WIDE  
10 = 10" WIDE  
12 = 12" WIDE  
18 = 18" WIDE

#### MATERIAL

P = PREGALV  
HD = HDGAF  
PG = PAINTED GRAY  
PB = PAINTED BLACK



4 International Drive  
Rye Brook, NY 10573  
Toll Free: 1 888.764.7681  
Phone: 914.934.2075  
Fax: 914.934.2190  
MonoSystems.com



**MonoSystems**  
wire management. managed.

# Cable Tray / Wire Mesh Basket Tray

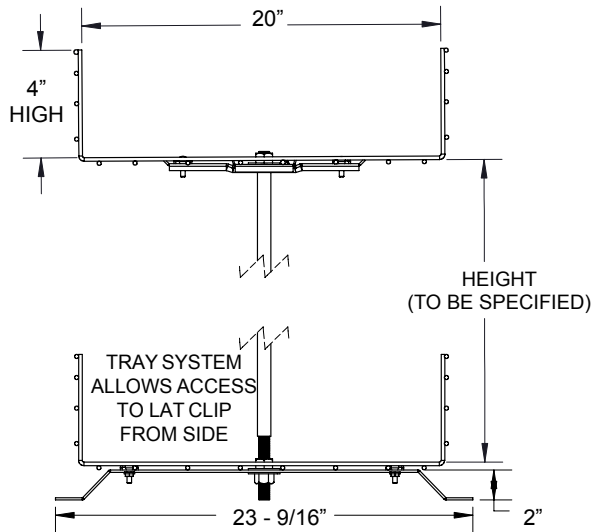
## MM-2T-FL3-20X2F

**MonoMesh™ Accessories**

Manufactured in the USA by MonoSystems, Inc.



## 2-TIER MESH TRAY ASSEMBLY

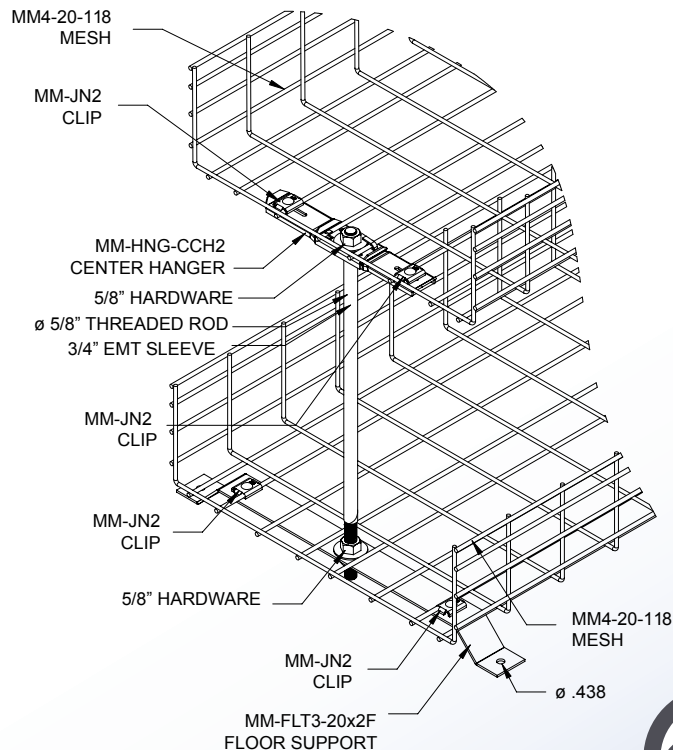


### Notes

- 1.) With support system.
- 2.) Views for reference - do not scale.

### Material

Mesh Wire: Steel, Clear Electroplated Zinc.  
Strut: 12GA Cold Formed Steel.



4 International Drive  
Rye Brook, NY 10573  
Toll Free: 1 888.764.7681  
Phone: 914.934.2075  
Fax: 914.934.2190  
MonoSystems.com



**MonoSystems™**  
wire management. managed.™



# Cable Tray / Wire Mesh Basket Tray

## MM-ACC-BTC

**MonoMesh™ Accessories**

Manufactured in the USA by MonoSystems, Inc.



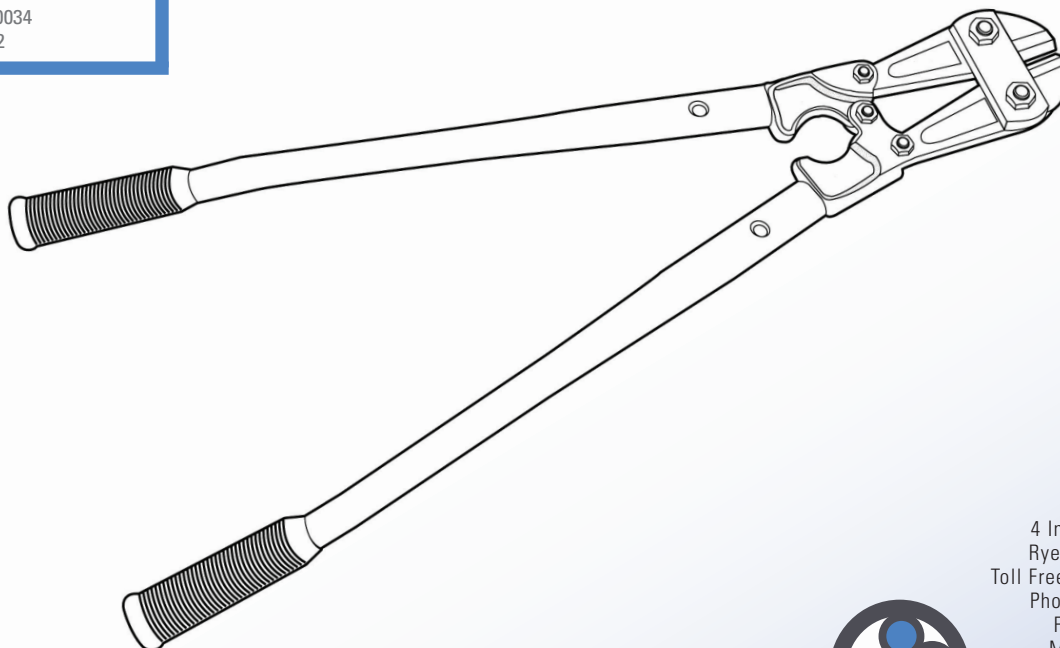
### CUTTING TOOL

#### Notes

- 1.) Bolt cutters recommended for proper tray cutting.



FILE: E80034  
VOL.2



4 International Drive  
Rye Brook, NY 10573  
Toll Free: 1 888.764.7681  
Phone: 914.934.2075  
Fax: 914.934.2190  
MonoSystems.com



**MonoSystems™**  
wire management. managed.™



# Cable Tray / Wire Mesh Basket Tray

## MM-ACC-SCSX

**MonoMesh™ Accessories**

Manufactured in the USA by MonoSystems, Inc.



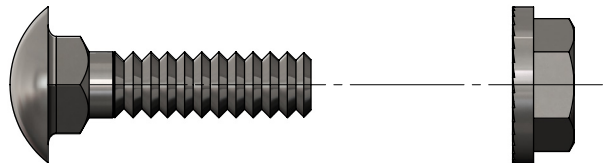

### SCREW SETS

#### Notes

- 1.) Each MM-ACC-SCSX MonoMesh screw set come with: An equal quantity of 1/4-20 x 1" carriage bolts & 1/4-20 serrated flange nuts.
- 2.) For use with MonoMesh attachment accessories.
- 3.) Recommended torque for 1/4" fasteners: 12 ft-lbs [16.3 N-m].
- 4.) Views for reference - do not scale.

#### Material

Standard Zinc Plated Steel. Other material options available, see chart.



1/4-20 X 1" CARRIAGE BOLT

1/4-20 SERRATED FLANGE NUT

#### ORDERING DATA EXAMPLE:

## MM-ACC-SCSX-XX

QUALITY

1 = 50 PCS OF EACH  
2 = 250 PCS OF EACH

MATERIAL

(LEAVE BLANK) = ZINC PLATED  
SS = STAINLESS STEEL

4 International Drive  
Rye Brook, NY 10573  
Toll Free: 1 888.764.7681  
Phone: 914.934.2075  
Fax: 914.934.2190  
MonoSystems.com



**MonoSystems™**  
wire management. managed.™

# Innovations / MonoMesh

## MM-ATT-BRK2

**MonoMesh™ Accessories**

Manufactured in the USA by MonoSystems, Inc.



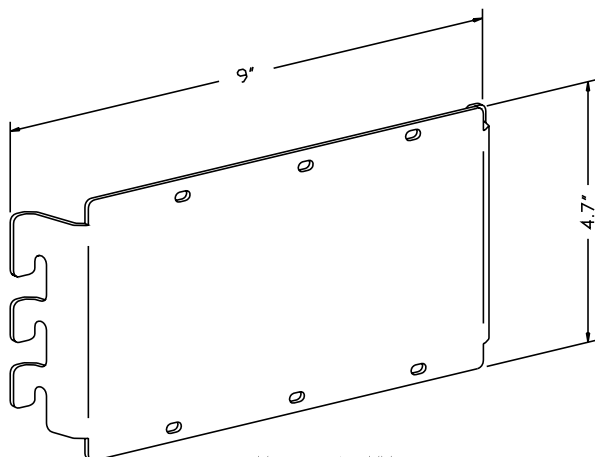
### ATTACHMENT BRACKET

#### Notes

Attachment bracket for attaching boxes or other accessories to any tray size.

#### Material

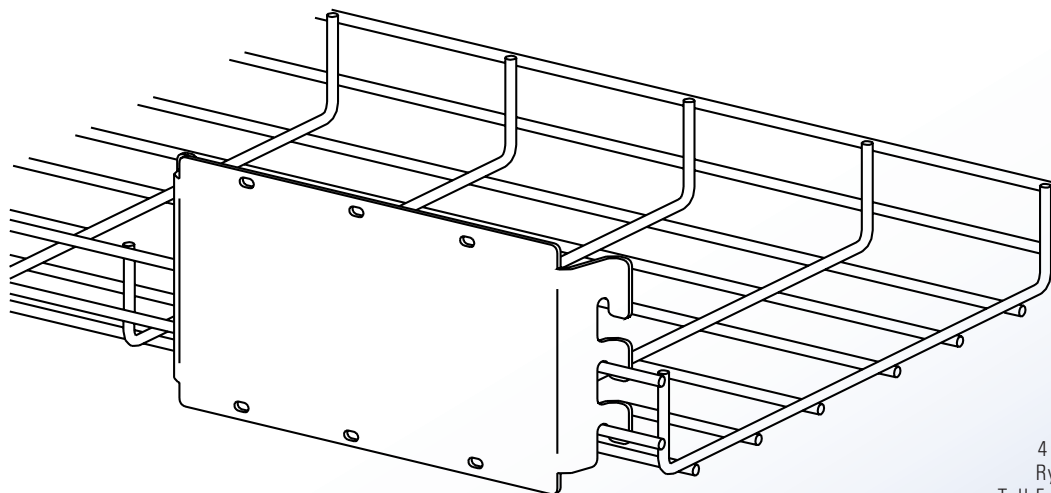
Zinc Plated Steel.



M.S.I. P/N: MM-ATT-BRK2



FILE: E80034  
VOL.2



4 International Drive  
Rye Brook, NY 10573  
Toll Free: 1 888.764.7681  
Phone: 914.934.2075  
Fax: 914.934.2190  
MonoSystems.com



**MonoSystems™**  
wire management. managed.™

# Cable Tray / Wire Mesh Basket Tray

## MM-ATT-BRK4

**MonoMesh™ Accessories**

Manufactured in the USA by MonoSystems, Inc.



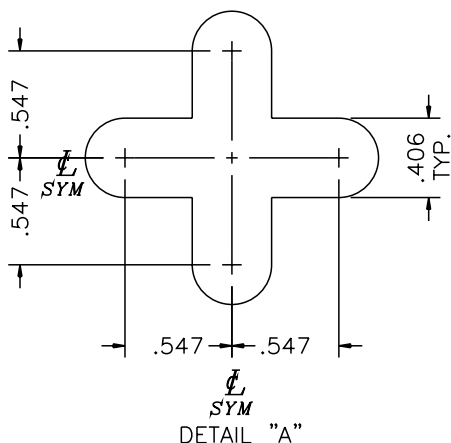
### 6" WIDE TRAY WALL SUPPORT BRACKET

#### Notes

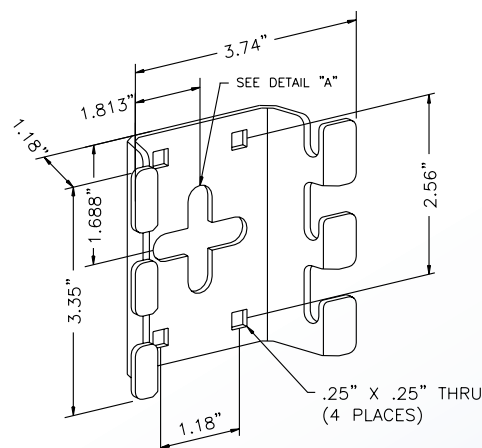
- 1.) Quick support mounting or attachment bracket.

#### Material

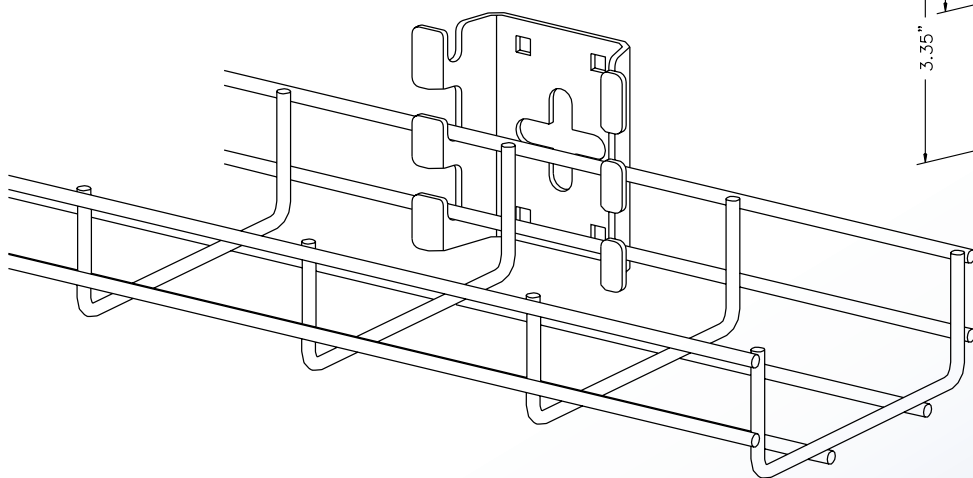
Zinc Plated Steel.



FILE: E80034  
VOL.2



M.S.I. P/N: MM-ATT-BRK4



4 International Drive  
Rye Brook, NY 10573  
Toll Free: 1 888.764.7681  
Phone: 914.934.2075  
Fax: 914.934.2190  
MonoSystems.com



**MonoSystems™**  
wire management. managed.™

# Cable Tray / Wire Mesh Basket Tray

## MM-ATT-BRK5

**MonoMesh™ Accessories**

Manufactured in the USA by MonoSystems, Inc.



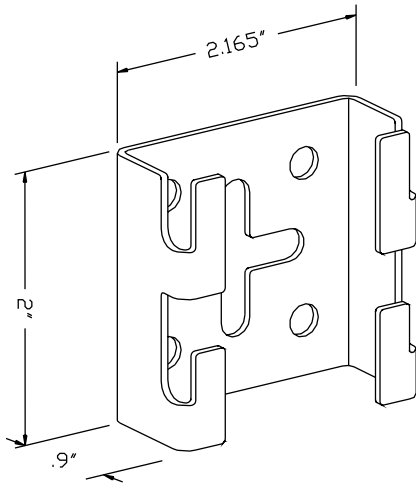
### 3" WIDE TRAY WALL SUPPORT BRACKET

#### Notes

Quick support bracket for MM2-3-118.

#### Material

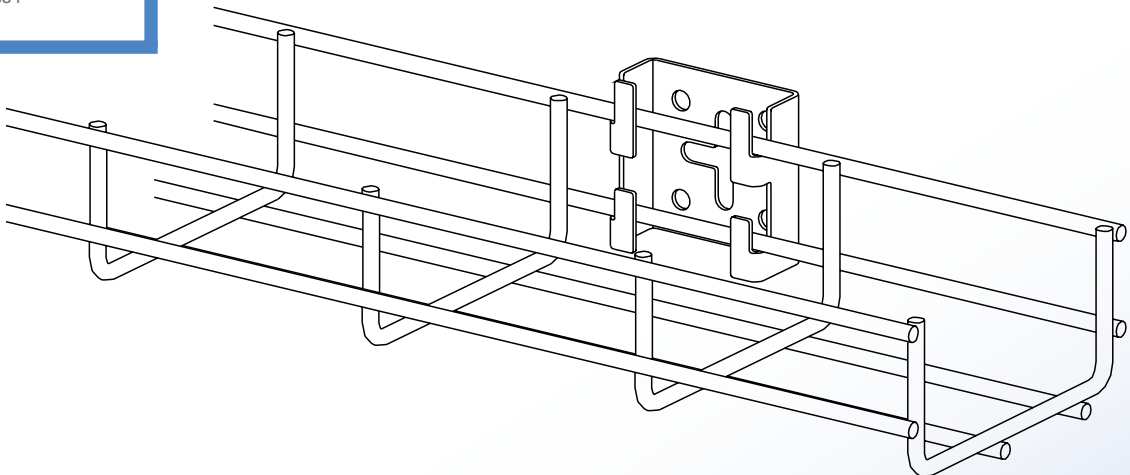
Zinc Plated Steel.



M.S.I. P/N: MM-ATT-BRK5



FILE: E80034  
VOL.2



4 International Drive  
Rye Brook, NY 10573  
Toll Free: 1 888.764.7681  
Phone: 914.934.2075  
Fax: 914.934.2190  
MonoSystems.com



**MonoSystems™**  
wire management. managed.™

# Cable Tray / Wire Mesh Basket Tray

## MM-BE

**MonoMesh™ Accessories**

Manufactured in the USA by MonoSystems, Inc.

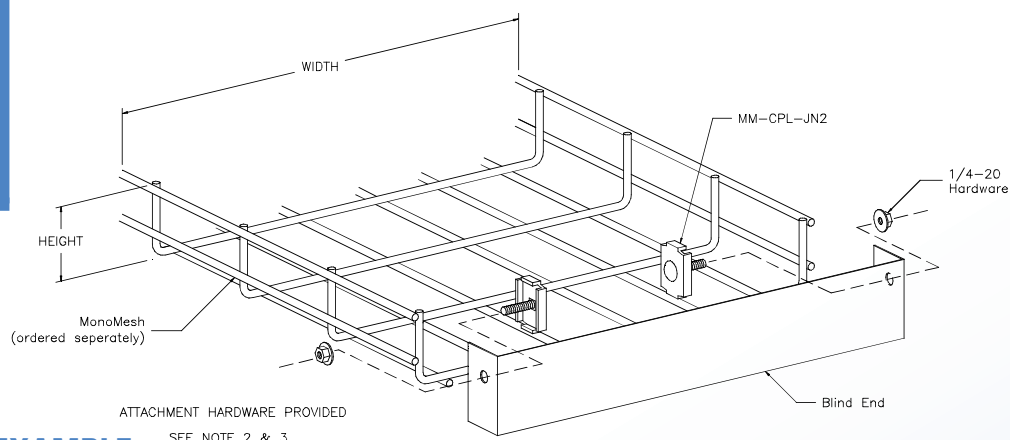



### BLIND END

#### Notes

Each ordered separately

- 1.) Use for closing the end of a cable tray section.
- 2.) Install by sliding blind end to end of tray, feed 1/4-20x1" long carriage bolt thru MM-CPL-JN2 and hole in blind end and capture with nut on other end.
3. Recommended torque for 1/4" fasteners 12ft-lbs [16.3N-m].
4. Manufactured and tested in conformance with NEMA VE-1 standards.
5. MonoMesh is UL / C-UL classified as a grounding conductor.
6. Views for reference, do not scale.



#### ORDERING DATA EXAMPLE:

## MM(H) - (W)-BE

HEIGHT

2 - FOR 2" HEIGHT  
4 - FOR 4" HEIGHT  
6 - FOR 6" HEIGHT

WIDTH

3 - FOR 3" WIDTH  
6 - FOR 6" WIDTH  
8 - FOR 8" WIDTH  
10 - FOR 10" WIDTH  
12 - FOR 12" WIDTH  
16 - FOR 16" WIDTH  
18 - FOR 18" WIDTH  
20 - FOR 20" WIDTH  
24 - FOR 24" WIDTH



4 International Drive  
Rye Brook, NY 10573  
Toll Free: 1 888.764.7681  
Phone: 914.934.2075  
Fax: 914.934.2190  
MonoSystems.com

**MonoSystems™**  
wire management. managed.

# Cable Tray / Wire Mesh Basket Tray MM-BRKXX

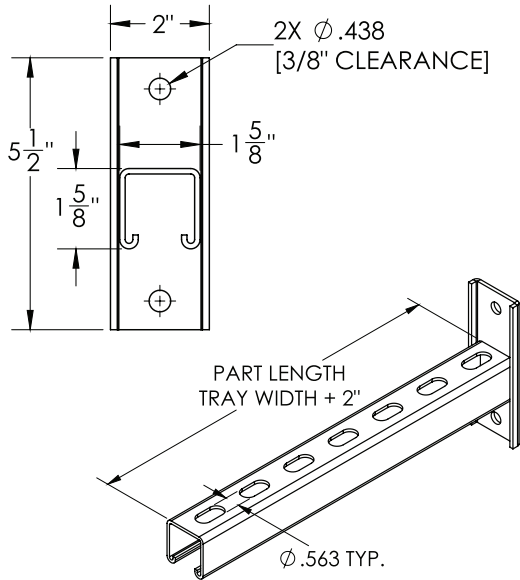
## MonoMesh™ Accessories

Manufactured by MonoSystems, Inc.

### MONOMESH WALL BRACKET

#### Notes:

- 1.) Each MM-BRK-XX ordered separately.
- 2.) Used to support MonoMesh cable tray.
- 3.) MonoMesh and MonoMesh attachment hardware ordered separately. Install MM-SPL-JN2 (ordered separately) around wire and feed a 1/4-20 carriage bolt (ordered separately) thru □ hole. Capture on other side of bracket strut with a washer and serrated nut (all ordered separately). Recommended torque for 1/4" fasteners: 12 ft-lbs [16.3 N-m].
- 4.) Uniform load of 600lbs.
- 5.) 12GA pregalv. Standard. Add -HD to part number for HDGAF.
- 6.) Views for reference, do not scale.



#### ORDERING DATA EXAMPLE:

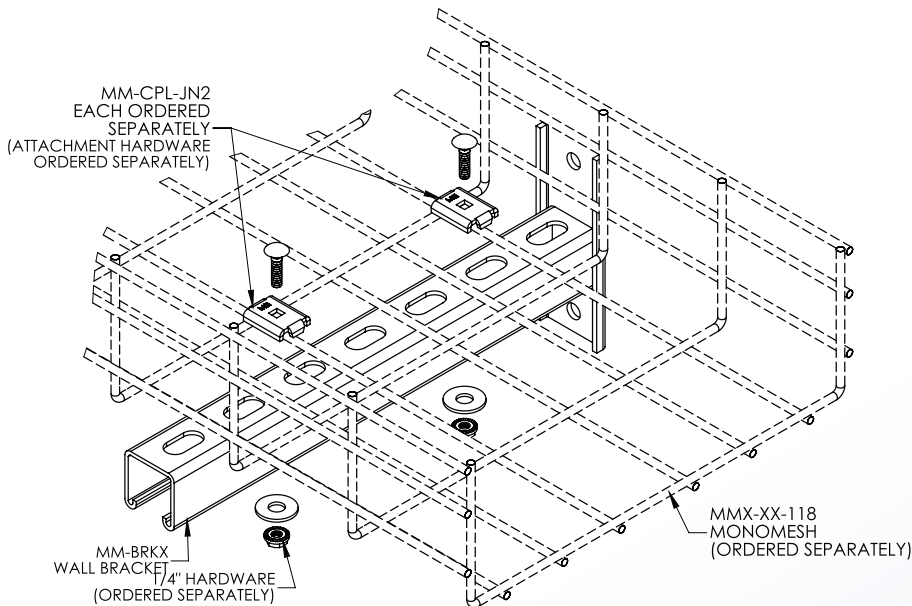
# MM-BRKXX

#### SIZE/TRAY WIDTH

03 = 5"  
06 = 8"  
08 = 10"  
10 = 12"  
12 = 14"  
16 = 18"  
18 = 20"  
20 = 22"  
24 = 26"

TRAY  
WIDTH

PART  
LENGTH



4 International Drive  
Rye Brook, NY 10573  
Toll Free: 1 888.764.7681  
Phone: 914.934.2075  
Fax: 914.934.2190  
MonoSystems.com



# Cable Tray / Wire Mesh Basket Tray

## MM-BRKZ

**MonoMesh™ Accessories**

Manufactured in the USA by MonoSystems, Inc.



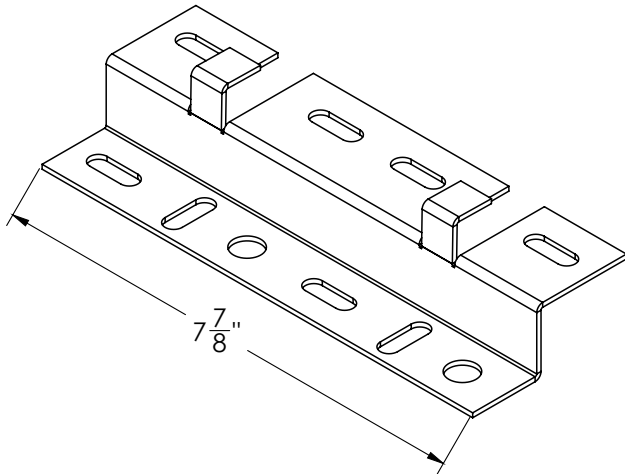
## OFFSET / WALL BRACKET

### Notes

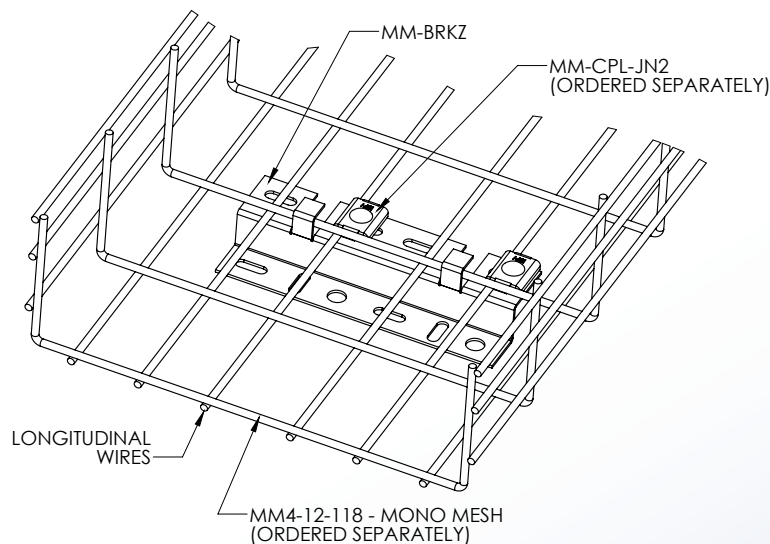
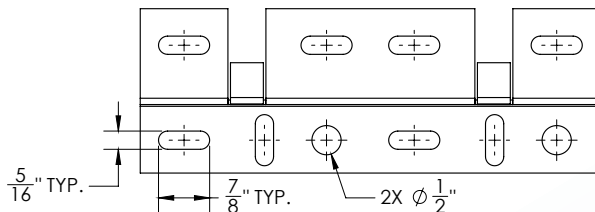
- 1.) To install: Place MM-BRKZ under mesh as shown. Attach MM-CPL-JN2 (ordered separately) to mesh longitudinal wire and capture with 1/4-20 hardware (ordered separately) around mesh wire as shown.
- 2.) Views for reference - do not scale.

### Material

14GA GALV. Steel.



FILE: E80034  
VOL.2



4 International Drive  
Rye Brook, NY 10573  
Toll Free: 1 888.764.7681  
Phone: 914.934.2075  
Fax: 914.934.2190  
MonoSystems.com



**MonoSystems™**  
wire management. managed.™



# Cable Tray / Wire Mesh Basket Tray

## MM-CDO-XX

**MonoMesh™ Accessories**

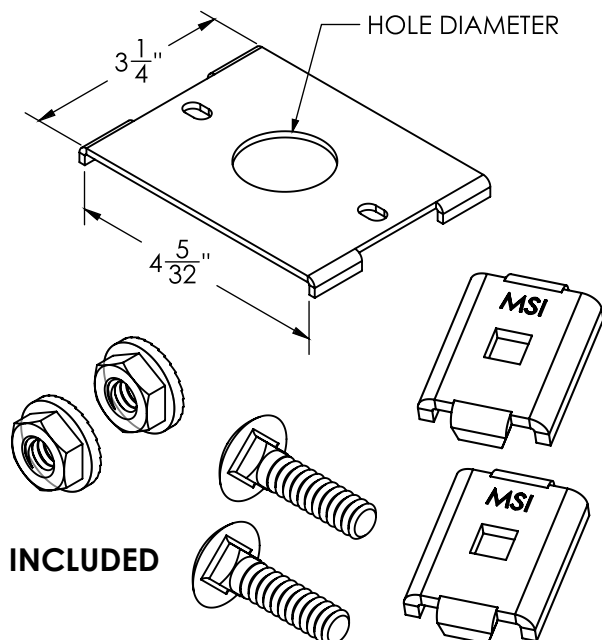
Manufactured in the USA by MonoSystems, Inc.



### CONDUIT CLAMP

#### Notes

- 1.) Ordered as each. Includes conduit clamp plate, (2) MM-CPL-JN2 joining clips, and joining clip hardware.
- 2.) Allows for easy connection to cable drops in emt.
- 3.) Emt fittings, conduit connectors, and conduit by others.
- 4.) To install, position clamp plate atop 2 transverse wires, place 1/4-20 carriage bolts thru top of slots and capture on other end of wire with MM-CPL-JN2 joining clips and 1/4-20 serrated flanges nuts.
- 5.) UL classified as an equipment ground conductor when installed as recommended and coating (if applicable) has been completely removed at plate contact points.
- 6.) Views for reference - do not scale.



#### ORDERING DATA EXAMPLE:

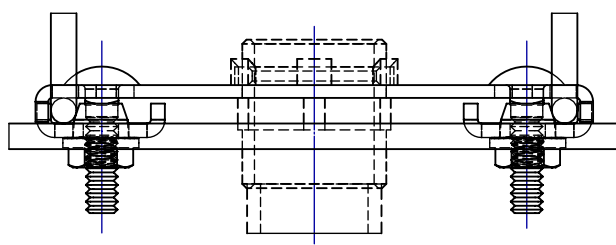
## MM-CDO-XX-XX

#### CONDUIT SIZE

50 = 1/2"  
75 = 3/4"  
100 = 1"  
125 = 1-1/4"

#### MATERIAL

P = PREGALV.  
HD = HDGAF  
PG = PAINTED GRAY  
PB = PAINTED BLACK



PART NUMBER	TRADE CONDUIT SIZE	HOLE DIAMETER
MM-CDO-50	1/2"	Ø 7/8"
MM-CDO-75	3/4"	Ø 1-1/8"
MM-CDO-100	1"	Ø 1-3/8"
MM-CDO-125	1-1/4"	Ø 1-3/4"

4 International Drive  
Rye Brook, NY 10573  
Toll Free: 1 888.764.7681  
Phone: 914.934.2075  
Fax: 914.934.2190  
MonoSystems.com



**MonoSystems™**  
wire management. managed.™

# Innovations / MonoMesh

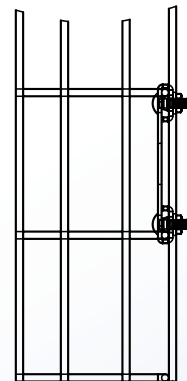
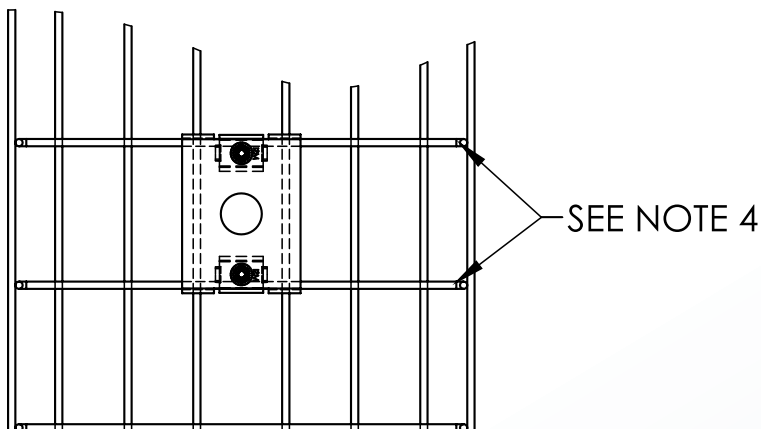
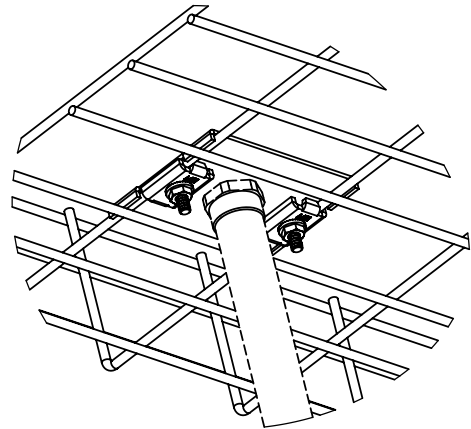
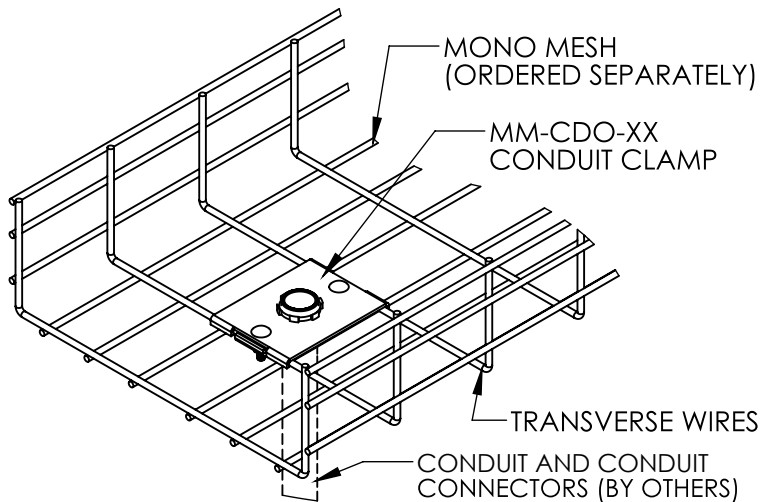
## MM-CDO-XX

MonoMesh™ Accessories

Manufactured in the USA by MonoSystems, Inc.



### CONDUIT CLAMP



4 International Drive  
Rye Brook, NY 10573  
Toll Free: 1 888.764.7681  
Phone: 914.934.2075  
Fax: 914.934.2190  
MonoSystems.com



**MonoSystems™**  
wire management. managed.

# Cable Tray / Wire Mesh Basket Tray

## MM-CPL-ANG1

**MonoMesh™ Accessories**

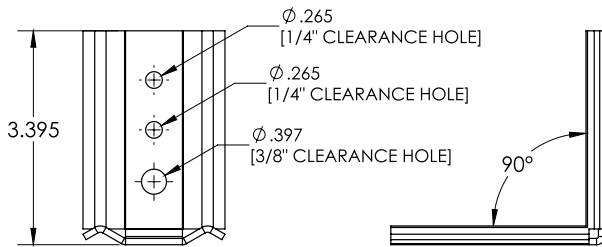
Manufactured in the USA by MonoSystems, Inc.



### 90° CORNER BRACKET CLIP

#### Notes

- 1.) Each MM-CPL-ANG1 Ordered separately. Attach clip to outer mesh corner using 1/4-20 x 1" long carriage bolt, capture on other side of mesh with MM-CPL-JN2 clip and serrated nut (all ordered separately).
- 2.) Manufactured and tested in conformance with NEMA VE-1 standards.
- 3.) (2) Grounding locations are provided, grounding hardware (by others).
- 4.) UL classified as an equipment ground conductor when spliced as recommended and coating (if applicable) has been completely removed at splice contact points.
- 5.) Recommended torque for 1/4" fasteners: 12 ft-lbs [16.3 N-M].
- 6.) Views for reference - do not scale.



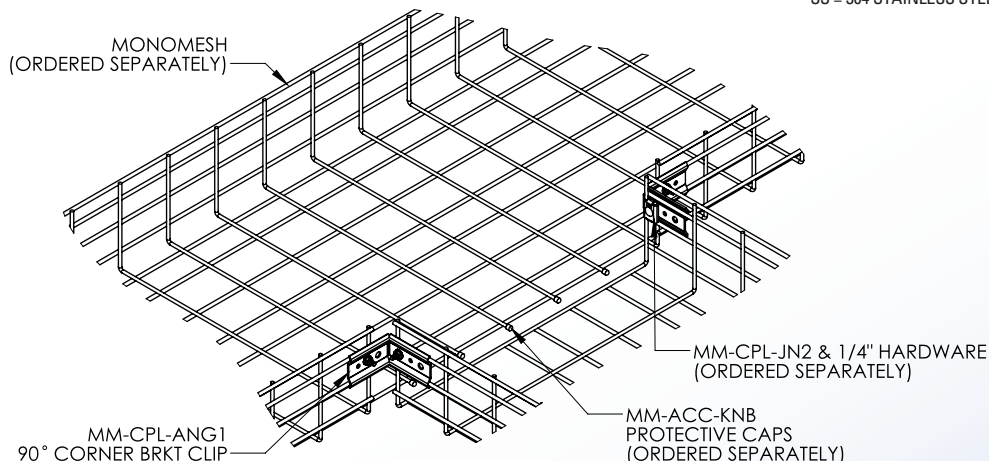
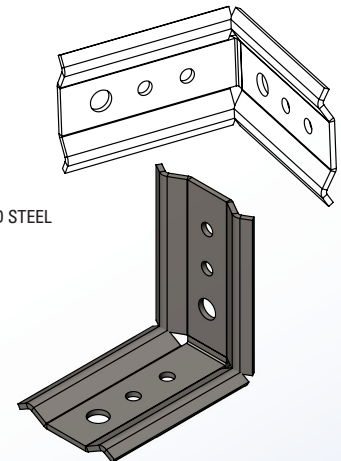
FILE: E80034  
VOL.2

#### ORDERING DATA EXAMPLE:

## MM-CPL-ANG1-XX

#### MATERIAL

(LEAVE BLANK) ZINC PLATED STEEL  
HD = HDGAF  
SS = 304 STAINLESS STEEL



4 International Drive  
Rye Brook, NY 10573  
Toll Free: 1 888.764.7681  
Phone: 914.934.2075  
Fax: 914.934.2190  
MonoSystems.com



**MonoSystems™**  
wire management. managed.™

# Cable Tray / Wire Mesh Basket Tray

## MM-CPL-JN1

**MonoMesh™ Accessories**

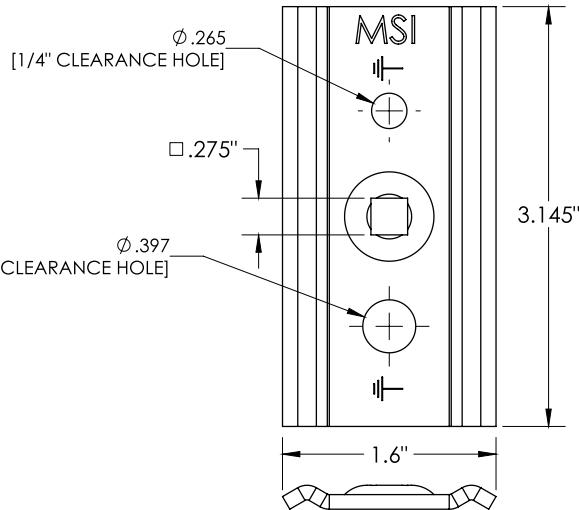
Manufactured in the USA by MonoSystems, Inc.



### ATTACHMENT CLIP

#### Notes

- 1.) Each MM-CPL-JN1 ordered separately. Attach clip to outer mesh longitudinal wire using 1/4-20 x 1" long carriage bolt, capture on other side of mesh with MM-CPL-JN2 clip and serrated nut (all ordered separately).
- 2.) Manufactured and tested in conformance with NEMA VE-1 standards.
- 3.) (2) Grounding locations are provided, grounding hardware (by others).
- 4.) UL classified as an equipment ground conductor when spliced as recommended and coating (if applicable) has been completely removed at splice contact points.
- 5.) Recommended torque for 1/4" fasteners: 12 ft-lbs [16.3 N-M].
- 6.) Views for reference - do not scale.



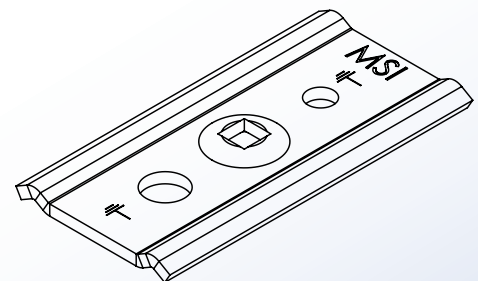
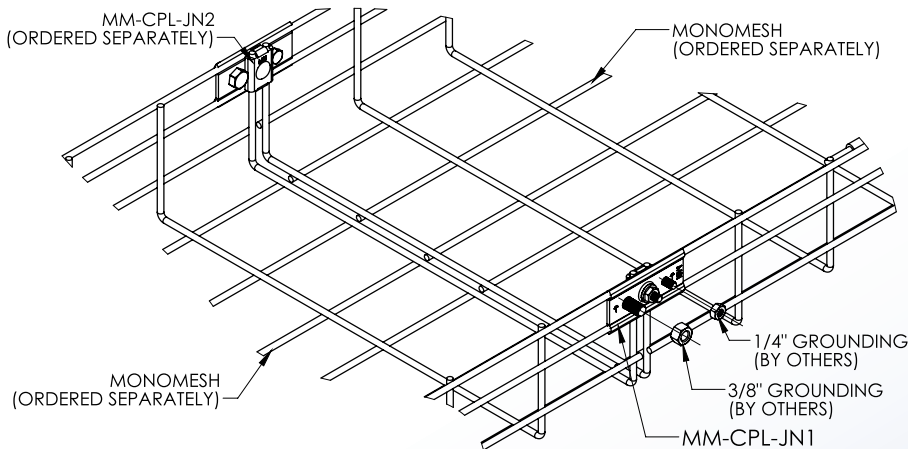
FILE: E80034  
VOL.2

#### ORDERING DATA EXAMPLE:

## MM-CPL-JN1-XX

#### MATERIAL

(LEAVE BLANK) ZINC PLATED STEEL  
HD = HDGAF  
SS = 304 STAINLESS STEEL



4 International Drive  
Rye Brook, NY 10573  
Toll Free: 1 888.764.7681  
Phone: 914.934.2075  
Fax: 914.934.2190  
MonoSystems.com



**MonoSystems™**  
wire management. managed.™

# Cable Tray / Wire Mesh Basket Tray

## MM-CPL-JNX

**MonoMesh™ Accessories**

Manufactured in the USA by MonoSystems, Inc.

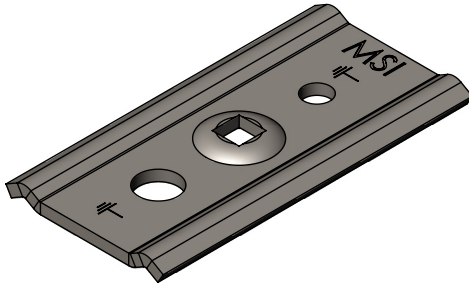


### COUPLING / JOINING HARDWARE

#### Notes

- 1.) UL classified as an equipment ground conductor when spliced as recommended and coating (if applicable) has been completely removed at splice contact point.
- 2.) Manufactured and tested in conformance with NEMA VE-1 standards.
- 3.) Recommended torque for 1/4" fasteners: 12 Ft- lbs (16.3 N-M)
- 4.) Each ordered separately.
- 5.) View for reference, do not scale.

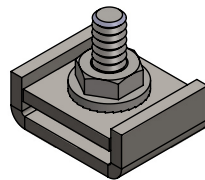
MM-CPL-JN1



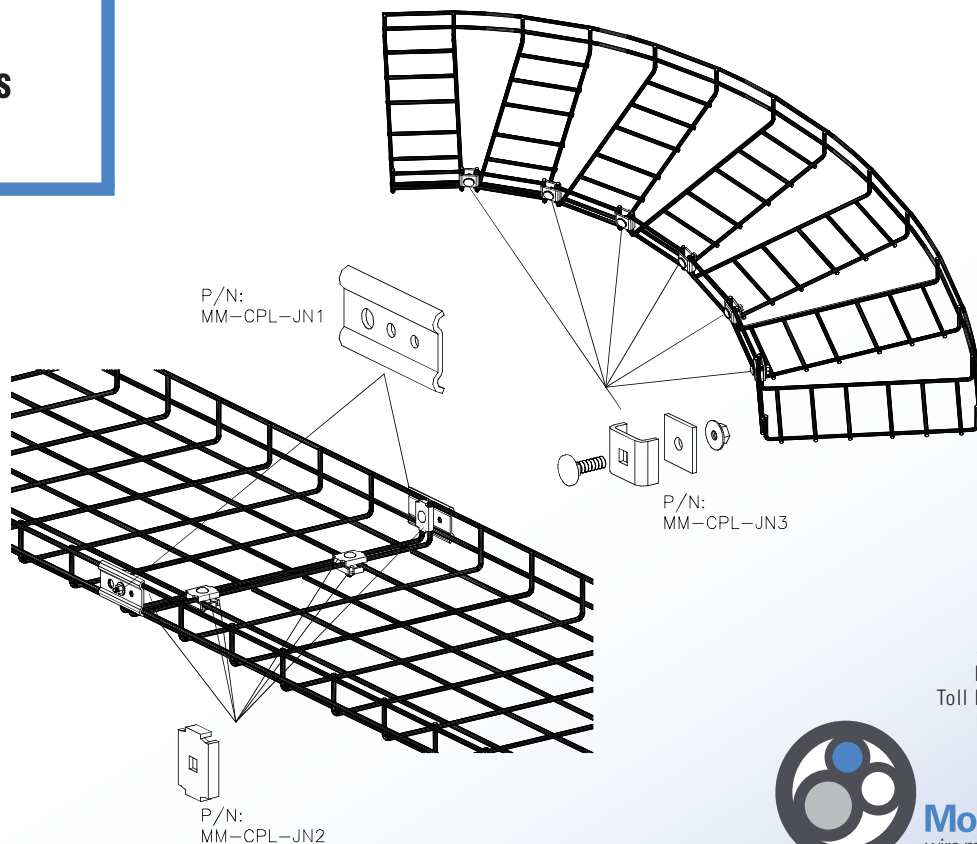
MM-CPL-JN2



MM-CPL-JN3



FILE: E80034  
VOL.2



4 International Drive  
Rye Brook, NY 10573  
Toll Free: 1 888.764.7681  
Phone: 914.934.2075  
Fax: 914.934.2190  
MonoSystems.com



**MonoSystems™**  
wire management. managed.™

# Cable Tray / Wire Mesh Basket Tray

## MM-CPL-SKX

**MonoMesh™ Accessories**

Manufactured in the USA by MonoSystems, Inc.

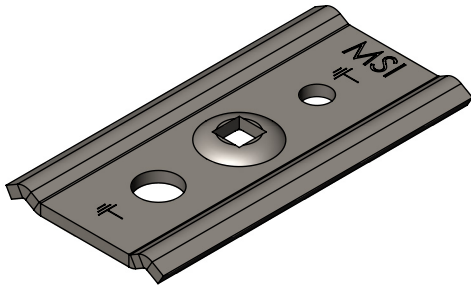


## HARDWARE


### Notes

- 1.) UL classified as an equipment ground conductor when spliced as recommended and coating (if applicable) has been completely removed at splice contact point.
- 2.) Manufactured and tested in conformance with NEMA VE-1 standards.
- 3.) Recommended torque for 1/4" fasteners: 12 Ft- lbs (16.3 N-m)
- 4.) Each ordered separately.
- 5.) View for reference, do not scale.


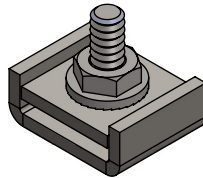
MM-CPL-JN1



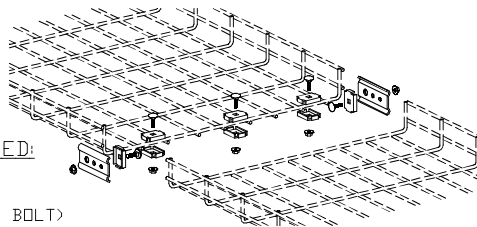
MM-CPL-JN2



MM-CPL-JN3



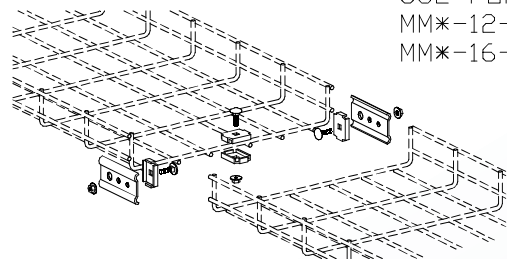
USE FOR:  
MM\*-24-118



#### HARDWARE REQUIRED:

- 2 PCS. (MM-CPL-JN1)
- 8 PCS. (MM-CPL-JN2)
- 5 PCS. (1/4-20 NUT & BOLT)

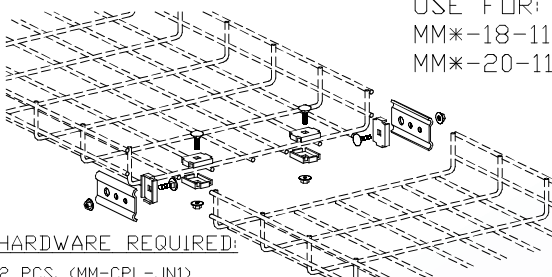
USE FOR:  
MM\*-12-118  
MM\*-16-118



#### HARDWARE REQUIRED:

- 2 PCS. (MM-CPL-JN1)
- 4 PCS. (MM-CPL-JN2)
- 3 PCS. (1/4-20 NUT & BOLT)

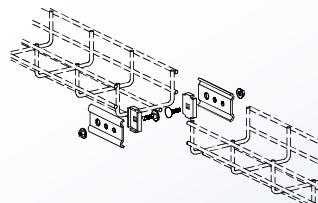
USE FOR:  
MM\*-18-118  
MM\*-20-118



#### HARDWARE REQUIRED:

- 2 PCS. (MM-CPL-JN1)
- 6 PCS. (MM-CPL-JN2)
- 4 PCS. (1/4-20 NUT & BOLT)

USE FOR:  
MM\*-3-118  
MM\*-6-118  
MM\*-8-118  
MM\*-10-118



#### HARDWARE REQUIRED:

- 2 PCS. (MM-CPL-JN1)
- 2 PCS. (MM-CPL-JN2)
- 2 PCS. (1/4-20 NUT & BOLT)



4 International Drive  
Rye Brook, NY 10573  
Toll Free: 1 888.764.7681  
Phone: 914.934.2075  
Fax: 914.934.2190  
MonoSystems.com

**MonoSystems™**  
wire management. managed.™



# Cable Tray / Wire Mesh Basket Tray MM-CPL-SS

**MonoMesh™ Accessories**

Manufactured in the USA by MonoSystems, Inc.



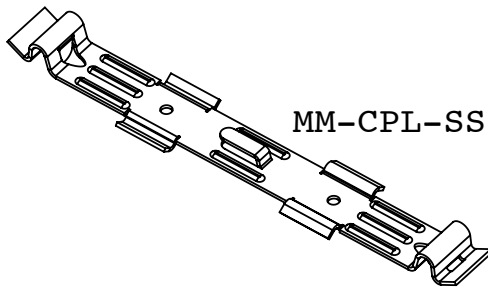
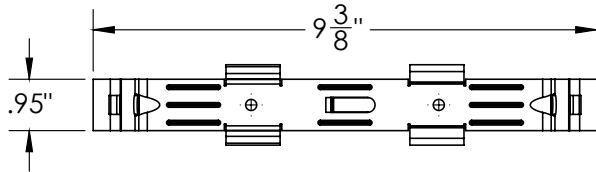
## SPEED SPLICE

### Notes

- 1.) Each MM-CPL-SS ordered separately. Snap on tray couplings that quickly attach tray sections using no specific tools or hardware.
- 2.) UL classified as an equipment ground conductor when attached to mesh as recommended, and coating (if applicable) has been completely removed at splice contact points.
- 3.) Views for reference - do not scale.

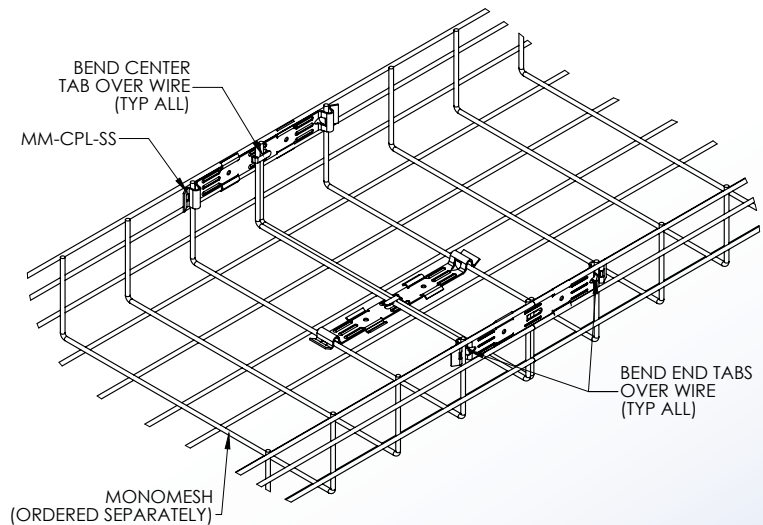
### Material

16GA Plated Steel.



FILE: E80034  
VOL.2

TRAY TYPE	NORMAL WIDTH	QTY OF SIDE SPLICES	QTY OF BOTTOM SPLICES	TOTAL QTY OF SPLICES REQUIRED
2 INCH LOAD DEPTH X 118" LONG				
MM2-3-118	3"	2	1	3
MM2-6-118	6"	2	1	3
MM2-10-118	10"	2	1	3
MM2-12-118	12"	2	1	3
MM2-20-118	20"	2	2	4
MM2-24-118	24"	2	2	4
4 INCH LOAD DEPTH X 118" LONG				
MM4-6-118	6"	2	0	2
MM4-8-118	8"	2	1	3
MM4-12-118	12"	2	1	3
MM4-16-118	16"	2	2	4
MM4-18-118	18"	2	2	4
MM4-20-118	20"	2	2	4
MM4-24-118	24"	2	2	4
6 INCH LOAD DEPTH X 118" LONG				
MM6-8-118	8"	4	0	4
MM6-12-118	12"	4	1	5
MM6-16-118	16"	4	2	6
MM6-18-118	18"	4	2	6
MM6-20-118	20"	4	2	6
MM6-24-118	24"	4	2	6



4 International Drive  
Rye Brook, NY 10573  
Toll Free: 1 888.764.7681  
Phone: 914.934.2075  
Fax: 914.934.2190  
MonoSystems.com



**MonoSystems™**  
wire management. managed.



# Cable Tray / Wire Mesh Basket Tray

## MM-CT-2T-SPT

**MonoMesh™ Accessories**

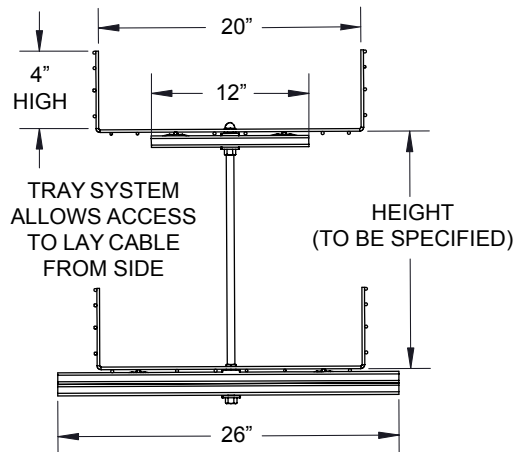
Manufactured in the USA by MonoSystems, Inc.



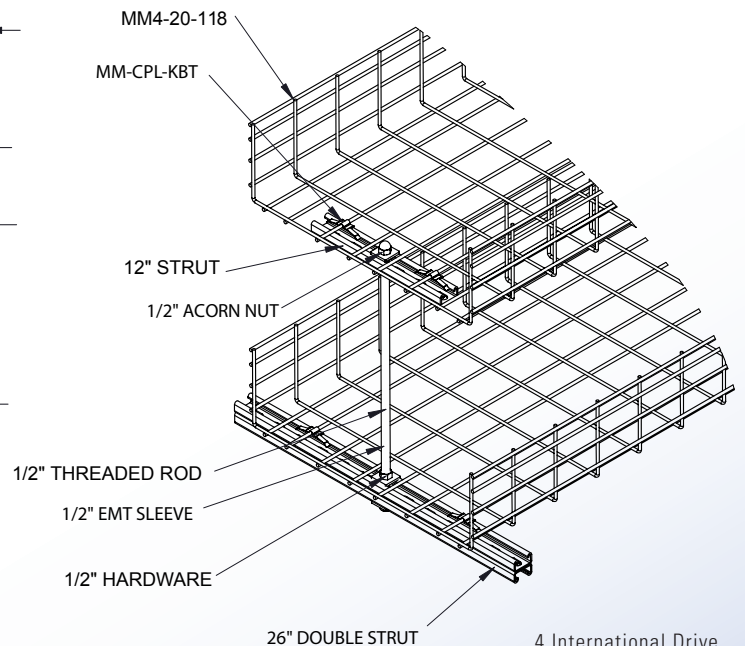
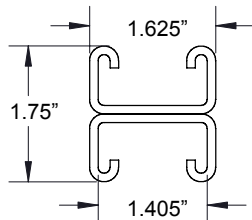
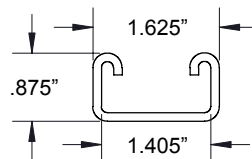
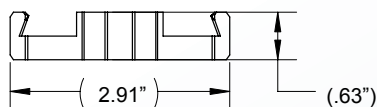
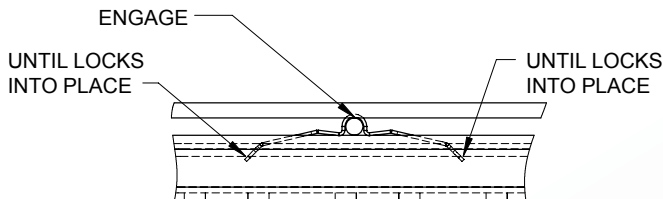
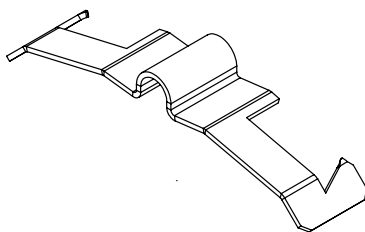
## CENTER TWO TIER SUPPORT

### Notes

- 1.) Attach clip to mesh longitudinal wire and press down until clip flanges locks into place on strut.
- 2.) Hardware and threaded rod (by others)
- 3.) Mounting to floor (by others)
- 4.) Views for reference - do not scale.



FILE: E80034  
VOL.2



4 International Drive  
Rye Brook, NY 10573  
Toll Free: 1 888.764.7681  
Phone: 914.934.2075  
Fax: 914.934.2190  
MonoSystems.com



**MonoSystems™**  
wire management. managed.™

# Cable Tray / Wire Mesh Basket Tray TM-CTA-X

**MonoMesh™ Accessories**

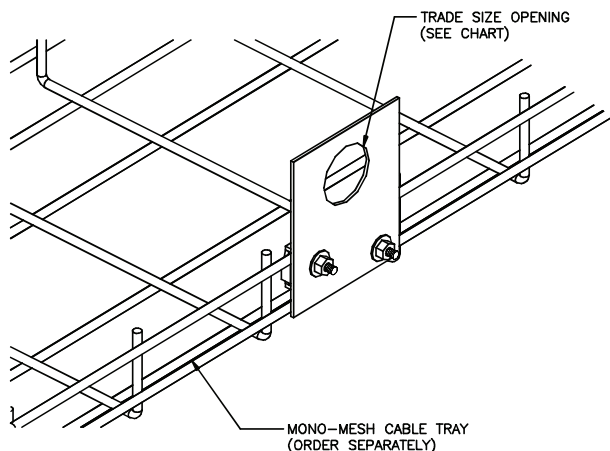
Manufactured in the USA by MonoSystems, Inc.



## CONDUIT TO TRAY ADAPTOR

### Notes

- 1.) For attaching conduit to MonoMesh tray.
- 2.) Attachment hardware provided, conduit (by others).



FILE: E80034  
VOL.2

PART NUMBER	Use with Conduit Size
TM-CTA-.5	1/2"
TM-CTA-.75	3/4"
TM-CTA-1	1"
TM-CTA-1.5	1-1/2"
TM-CTA-2	2"
TM-CTA-2.5	2-1/2"
TM-CTA-3	3"

Additional size are available consult factory

4 International Drive  
Rye Brook, NY 10573  
Toll Free: 1 888.764.7681  
Phone: 914.934.2075  
Fax: 914.934.2190  
MonoSystems.com



# Cable Tray / Wire Mesh Basket Tray MM-CVR-XX-118

**MonoMesh™ Accessories**

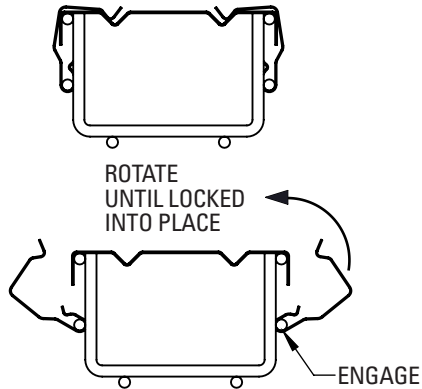
Manufactured in the USA by MonoSystems, Inc.



## SOLID STRAIGHT COVER

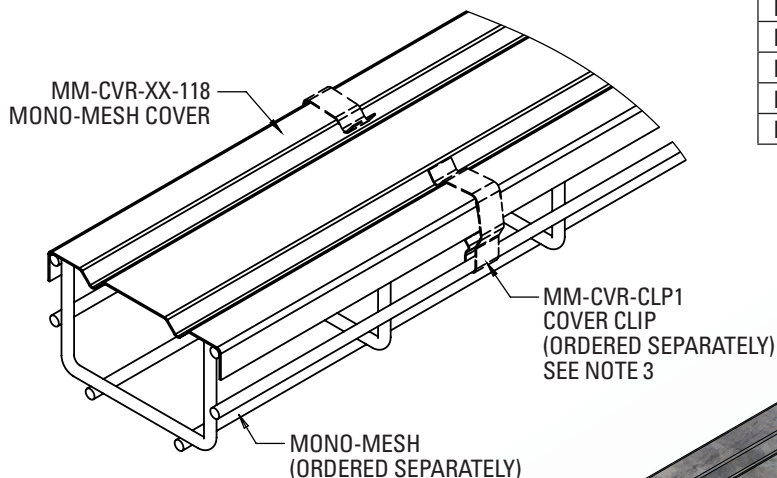
### Notes

- 1.) Use to protect tray contents from dirt and debris.
- 2.) Ordered as each. Cover material: 22ga galv. steel.
- 3.) To fasten cover in place, attach MM-CVR-CLP1 cover clip (ordered separately) to mesh longitudinal wire and press forward onto cover until clip locks into place. use at least (4) clips per tray section.
- 4.) Views for reference - do not scale.



FILE: E80034  
VOL.2

PART NUMBER	TRAY WIDTH	COVER WIDTH
MM-CVR-03-118	3"	3-13/16"
MM-CVR-06-118	6"	6-7/8"
MM-CVR-08-118	8"	8-7/8"
MM-CVR-10-118	10"	10-7/8"
MM-CVR-12-118	12"	12-7/8"
MM-CVR-16-118	16"	16-7/8"
MM-CVR-18-118	18"	18-7/8"
MM-CVR-20-118	20"	20-7/8"
MM-CVR-24-118	24"	24-7/8"



4 International Drive  
Rye Brook, NY 10573  
Toll Free: 1 888.764.7681  
Phone: 914.934.2075  
Fax: 914.934.2190  
MonoSystems.com



**MonoSystems™**  
wire management. managed.™

# Cable Tray / Wire Mesh Basket Tray MM-CVR-CLP1

**MonoMesh™ Accessories**

Manufactured in the USA by MonoSystems, Inc.



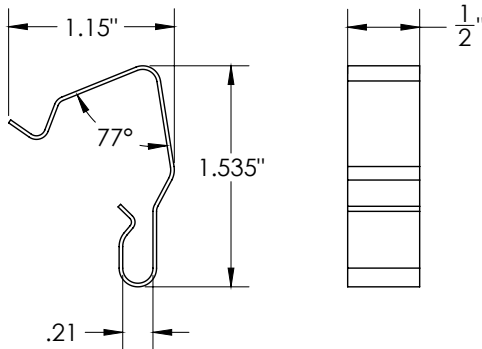
## COVER CLIP

### Notes

- 1.) Attach cover clip to mesh longitudinal wire and press forward onto cover until clip locks into place.
- 2.) Views for reference - do not scale.

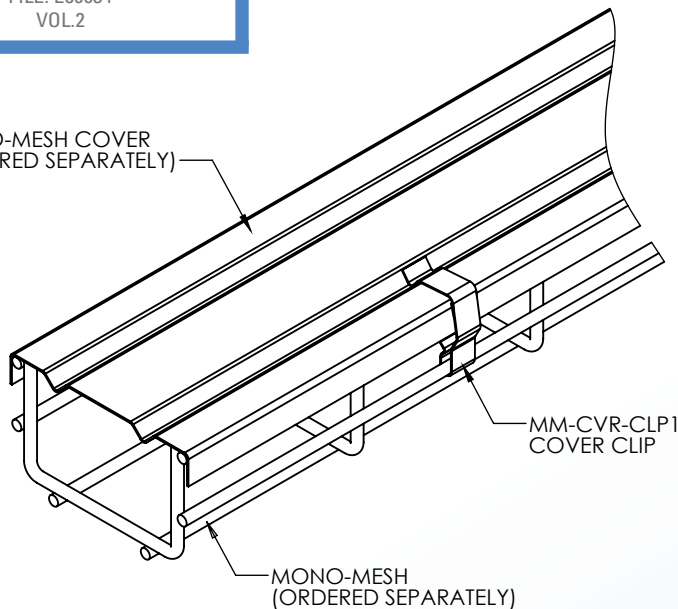
### Material

0.025" X .5" T301SS Half-Hard.



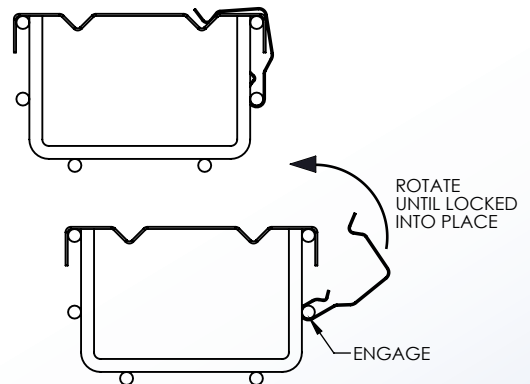
FILE: E80034  
VOL.2

MONO-MESH COVER  
(ORDERED SEPARATELY)



MM-CVR-CLP1  
COVER CLIP

MONO-MESH  
(ORDERED SEPARATELY)



4 International Drive  
Rye Brook, NY 10573  
Toll Free: 1 888.764.7681  
Phone: 914.934.2075  
Fax: 914.934.2190  
MonoSystems.com



**MonoSystems™**  
wire management. managed.™

# Cable Tray / Wire Mesh Basket Tray

## MM-DIV-CLP1

**MonoMesh™ Accessories**

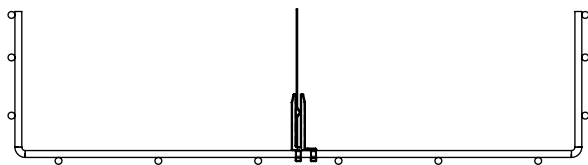
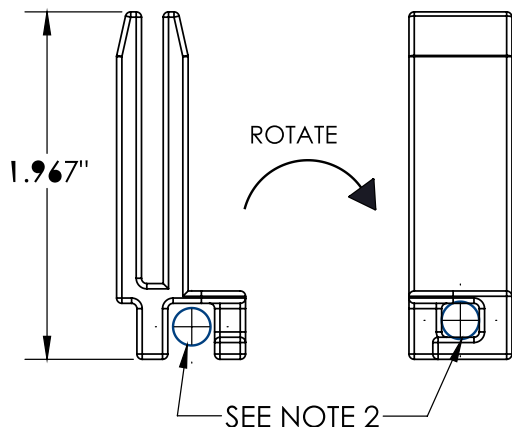
Manufactured in the USA by MonoSystems, Inc.



### DIVIDER ATTACHMENT CLIP

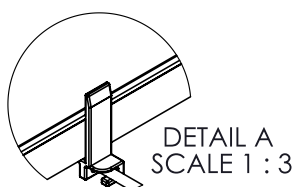
#### Notes

- 2.) Ordered as each. Use for the attachment of MM-DIV-STRX MonoMesh divider strips (ordered separately).
- 2.) To install: position MM-DIV-CLP1 divider attachment clips to mesh and capture around mesh wire by rotating clip 90°. Snap divider (ordered separately) downward into clips.
- 3.) Views for reference - do not scale.

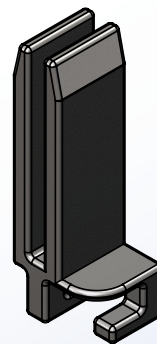
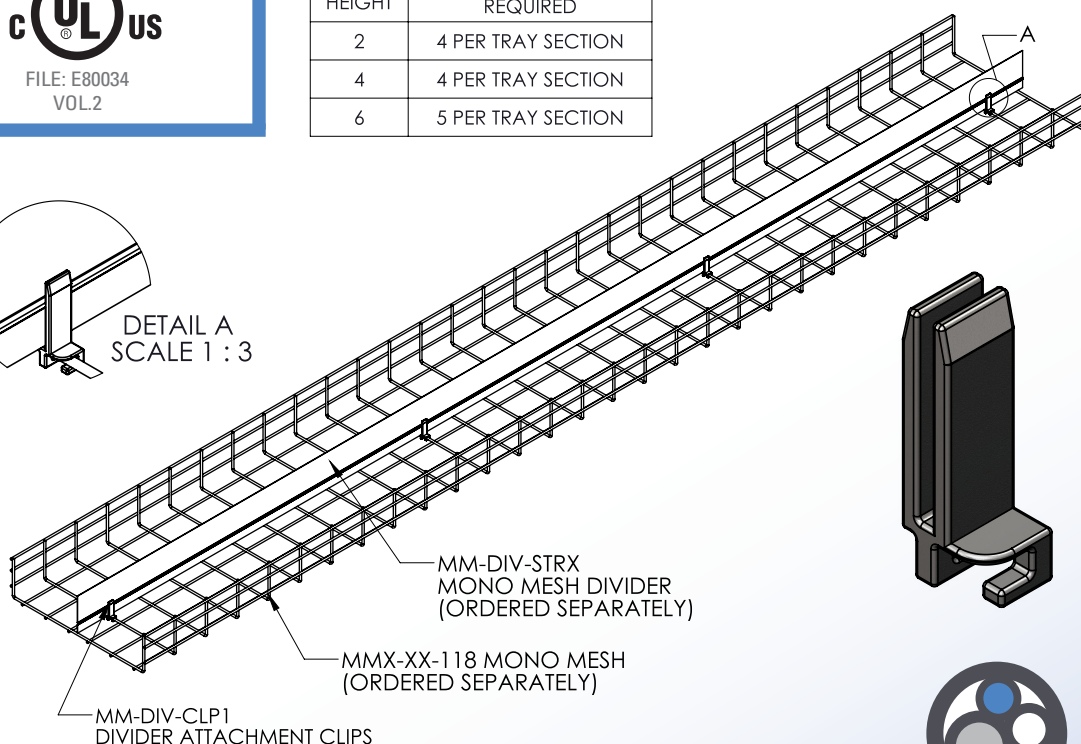


FILE: E80034  
VOL.2

DIVIDER HEIGHT	MINIMUM DIVIDER CLIPS REQUIRED
2	4 PER TRAY SECTION
4	4 PER TRAY SECTION
6	5 PER TRAY SECTION



DETAIL A  
SCALE 1 : 3



4 International Drive  
Rye Brook, NY 10573  
Toll Free: 1 888.764.7681  
Phone: 914.934.2075  
Fax: 914.934.2190  
MonoSystems.com



**MonoSystems™**  
wire management. managed.™

# Cable Tray / Wire Mesh Basket Tray

## MM-DIV-STRX

**MonoMesh™ Accessories**

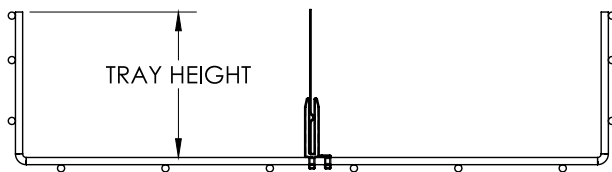
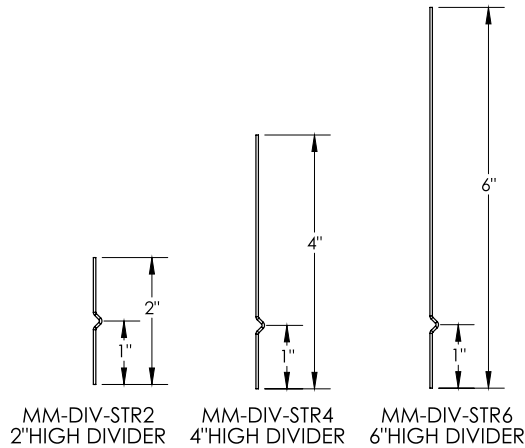
Manufactured in the USA by MonoSystems, Inc.



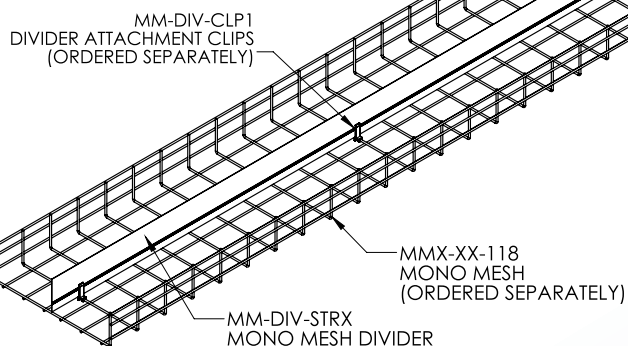
### DIVIDER STRIP

#### Notes

- 1.) Ordered as each. Supplied in 10ft lengths. Use to create multiple compartments within a straight length of MonoMesh.
- 2.) To install: position MM-DIV-CLP1 divider attachment clips (ordered separately) to mesh and capture around mesh wire by rotating clip 90°. Snap divider downward into clips.
- 3.) Divider material: 22ga galv. steel.
- 4.) Views for reference - do not scale.



FILE: E80034  
VOL.2



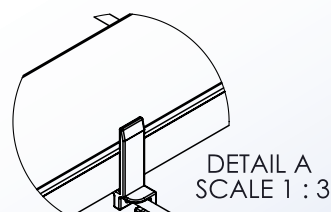
#### ORDERING DATA EXAMPLE:

## MM-DIV-STRX

#### TRAY HEIGHT

2 = 2" HIGH  
4 = 4" HIGH  
6 = 6" HIGH

DIVIDER HEIGHT	MINIMUM MM-DIV-CLP1 DIVIDER CLIPS REQUIRED (ORDERED SEPARATELY)
2	4 PER TRAY SECTION
4	4 PER TRAY SECTION
6	5 PER TRAY SECTION



4 International Drive  
Rye Brook, NY 10573  
Toll Free: 1 888.764.7681  
Phone: 914.934.2075  
Fax: 914.934.2190  
MonoSystems.com



**MonoSystems™**  
wire management. managed.™

# Cable Tray / Wire Mesh Basket Tray MM-DRP-X

**MonoMesh™ Accessories**

Manufactured in the USA by MonoSystems, Inc.



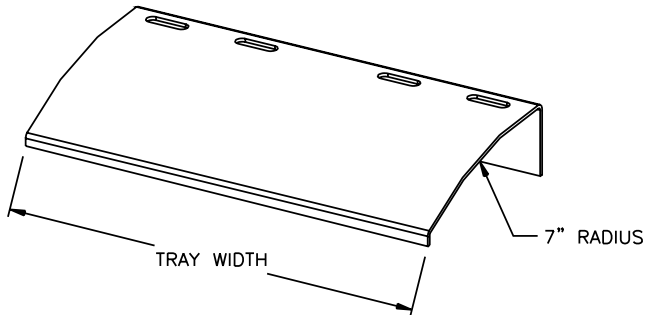
## DROPOUT

### Notes

1.) Radiused Dropout eliminates sharp bends in existing cables.

### Material

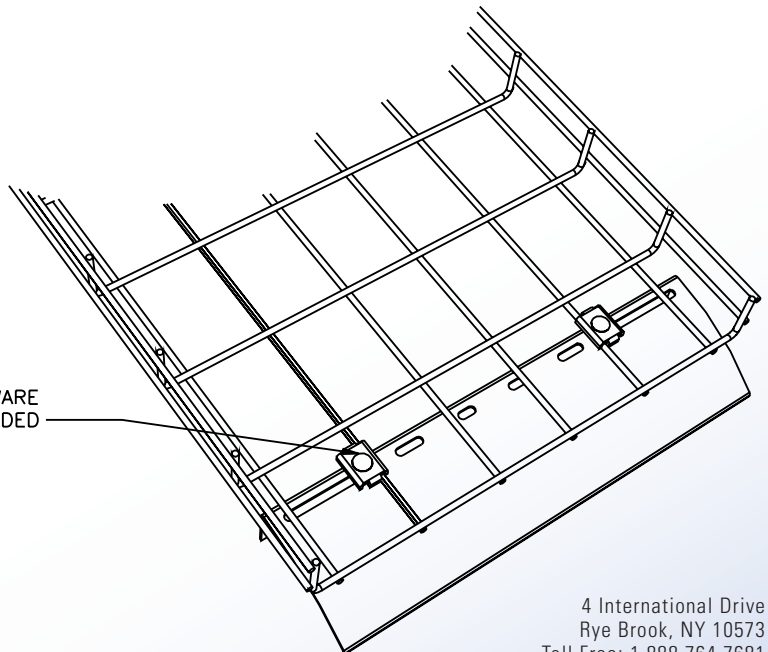
Galvanized Steel.



FILE: E80034  
VOL.2

Dropout Part Number	Use with Tray Width
<b>MM-DRP-3</b>	3"
<b>MM-DRP-6</b>	6"
<b>MM-DRP-8</b>	8"
<b>MM-DRP-10</b>	10"
<b>MM-DRP-12</b>	12"
<b>MM-DRP-16</b>	16"
<b>MM-DRP-18</b>	18"
<b>MM-DRP-20</b>	20"
<b>MM-DRP-24</b>	24"

ATTACHMENT  
HARDWARE  
PROVIDED



4 International Drive  
Rye Brook, NY 10573  
Toll Free: 1 888.764.7681  
Phone: 914.934.2075  
Fax: 914.934.2190  
MonoSystems.com



**MonoSystems™**  
wire management. managed.™



# Cable Tray / Wire Mesh Basket Tray

## MM-FLT3-12X2F

**MonoMesh™ Accessories**

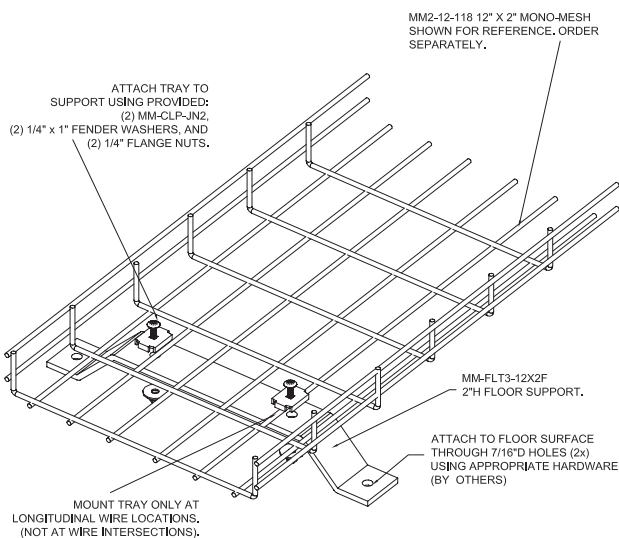
Manufactured in the USA by MonoSystems, Inc.



## 2" HIGH FLOOR SUPPORT

### Notes

- 1.) For 12" wide MonoMesh tray.



FILE: E80034  
VOL.2



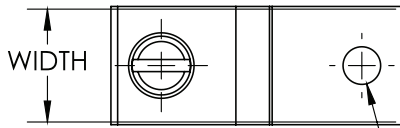
4 International Drive  
Rye Brook, NY 10573  
Toll Free: 1 888.764.7681  
Phone: 914.934.2075  
Fax: 914.934.2190  
MonoSystems.com

**MonoSystems™**  
wire management. managed.™

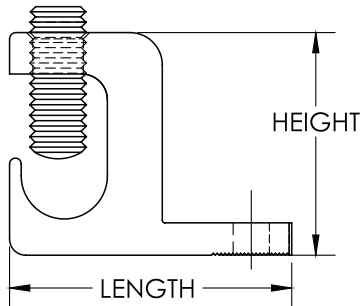
# Cable Tray Z0-GC-XX

## Cable Tray Accessories

Manufactured in the USA by MonoSystems, Inc.



MOUNTING HOLE  $\phi$   
MOUNTING HARDWARE (SUPPLIED)  
TORQUE TO 5ft-lbs



### CABLE TRAY GROUNDING CLAMP LUGS

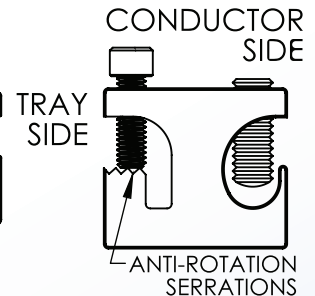
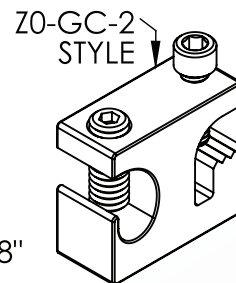
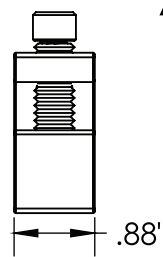
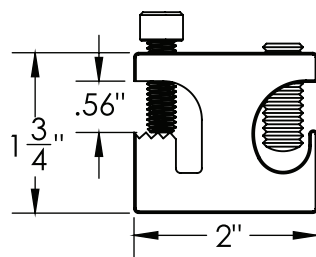
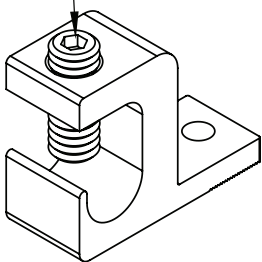
#### Notes:

- 1.) Sold as each.  
Refer to table for product details, mounting hardware  
Diameter and conductor range.
- 2.) Suitable for use with copper or aluminum conductor.
- 3.) Views for reference - do not scale  
Exact construction may vary depending on type selected.
- 4.) Torque value of wire grounding screw depends on conductor size.
- 5.) Clear mounting surface & remove any paint or coating  
(if applicable).

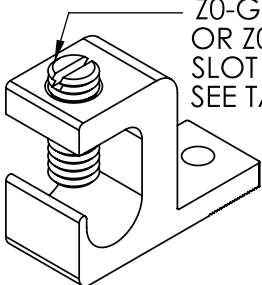


PART NUMBER	CONDUCTOR RANGE	MOUNTING HOLE $\phi$	WIDTH	LENGTH	HEIGHT	MATERIAL	SCREW TYPE	SET SCREW SIZE
Z0-GC-4	#4 - #14AWG	$\phi .218"$	0.385"	1.10"	0.80"	ELECTRO-TIN PLATED ALUMINUM	SLOT DRIVE	#10
Z0-GC-10	#1/0 - 14AWG	$\phi .281"$	0.63"	1.63"	1.16"	ELECTRO-TIN PLATED ALUMINUM	SLOT DRIVE	1/4"
Z0-GC-250	250kcmil - #6AWG	$\phi .281"$	0.88"	2.18"	1.72"	ELECTRO-TIN PLATED ALUMINUM	7/32" HEX	1/4"
Z0-GC-2	250kcmil - #6AWG	N/A	0.88"	2"	1.75"	ELECTRO-TIN PLATED ALUMINUM	1/4" HEX	1/4"

Z0-GC-250  
HEX/ALLEN  
DRIVE SCREW



Z0-GC-4  
OR Z0-GC-10  
SLOT DRIVE SCREW  
SEE TABLE



#### ORDERING DATA EXAMPLE:

## Z0-GC-XX

#### WIRE GAUGE

4 = #4 - 14AWG  
10 = #1/0 - 14AWG  
250 = 250KCMIL - #6AWG  
2 = 250KCMIL - #6AWG  
(CABLE TRAY CLAMP MOUNT)



4 International Drive  
Rye Brook, NY 10573  
Toll Free: 1 888.764.7681  
Phone: 914.934.2075  
Fax: 914.934.2190  
MonoSystems.com

**MonoSystems**  
wire management. managed.

# Cable Tray Z0-GC-XX

## Cable Tray Accessories

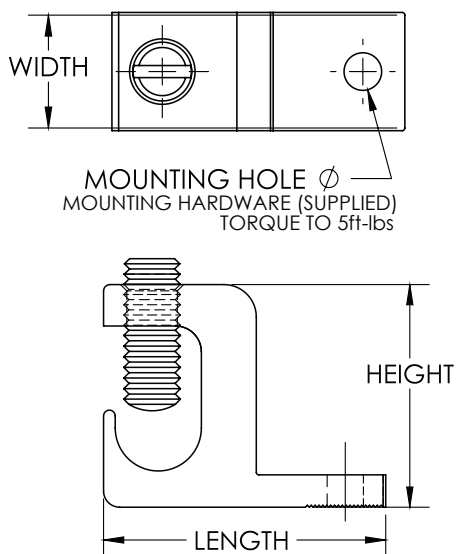
Manufactured in the USA by MonoSystems, Inc.



### CABLE TRAY GROUNDING CLAMP LUGS

#### Notes:

- 1.) Sold as each.  
Refer to table for product details, mounting hardware  
Diameter and conductor range.
- 2.) Suitable for use with copper or aluminum conductor.
- 3.) Views for reference - do not scale  
Exact construction may vary depending on type selected.
- 4.) Torque value of wire grounding screw depends on conductor size.
- 5.) Clear mounting surface & remove any paint or coating  
(if applicable).



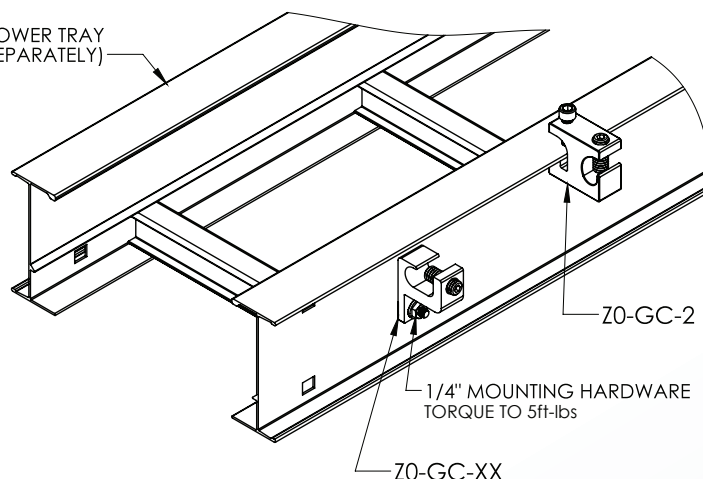
#### ORDERING DATA EXAMPLE:

## Z0-GC-XX

#### WIRE GAUGE

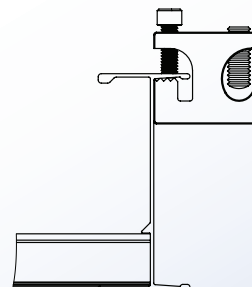
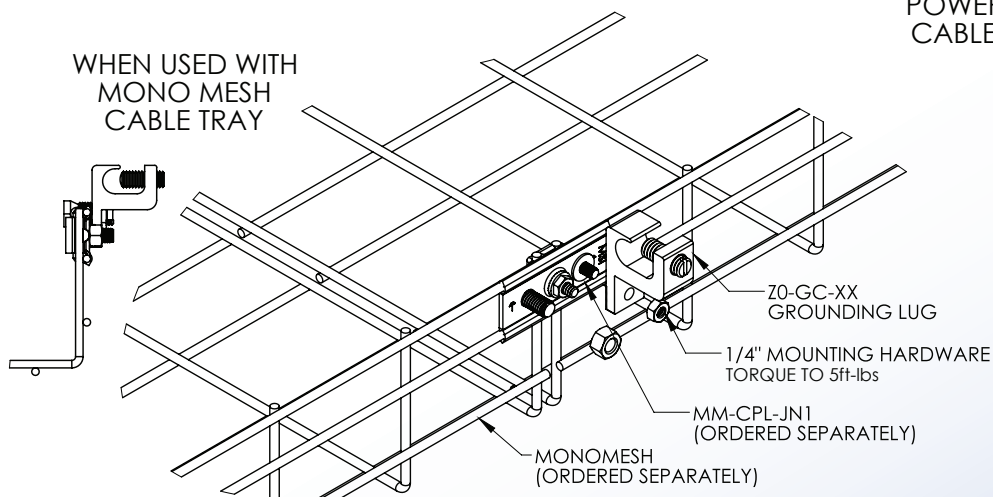
- 4 = #4 - 14AWG
- 10 = #1/0 - 14AWG
- 250 = 250KCMIL - #6AWG
- 2 = 250KCMIL - #6AWG  
(CABLE TRAY CLAMP MOUNT)

POWER TRAY  
(ORDERED SEPARATELY)



WHEN USED WITH  
POWER TRAY  
CABLE TRAY

WHEN USED WITH  
MONO MESH  
CABLE TRAY



4 International Drive  
Rye Brook, NY 10573  
Toll Free: 1 888.764.7681  
Phone: 914.934.2075  
Fax: 914.934.2190  
MonoSystems.com



**MonoSystems**  
wire management. managed.

# Cable Tray / Wire Mesh Basket Tray MM-GL-IK2

**MonoMesh™ Accessories**

Manufactured in the USA by MonoSystems, Inc.



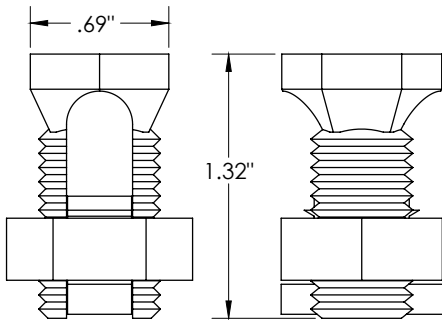
## GROUNDING SPLIT BOLT

### Notes

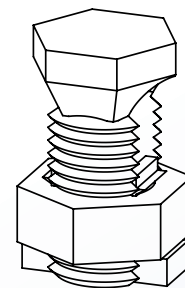
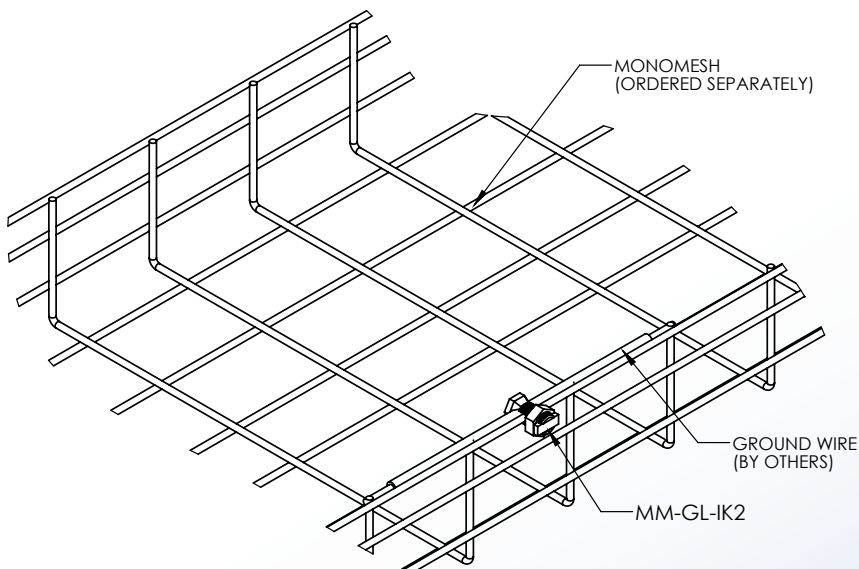
- 1.) Each MM-GL-IK2 ordered separately.
- 2.) Assembly instructions: Attach grounding split bolt to outer mesh longitudinal wire capture wire (conductor size 2AWG-10AWG). Tighten nut to lock conductor wire in place against mesh wire.
- 3.) UL classified as an equipment ground conductor when used as recommended and mono-mesh coating (if applicable) has been completely removed at lug contact points.
- 4.) Voltage Rating: 600 Volts
- 5.) Views for reference - do not scale.

### Material

High Strength Copper Alloy.



FILE: E80034  
VOL.2



4 International Drive  
Rye Brook, NY 10573  
Toll Free: 1 888.764.7681  
Phone: 914.934.2075  
Fax: 914.934.2190  
MonoSystems.com



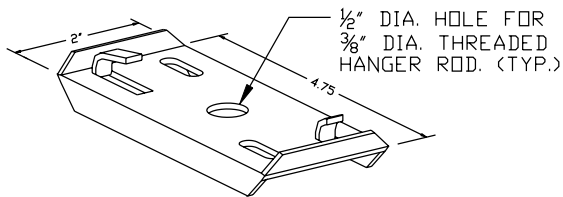
**MonoSystems™**  
wire management. managed.™

# Cable Tray / Wire Mesh Basket Tray

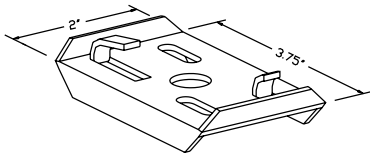
## MM-HNG-CCH1-3



- 1.) MM-HNG-CCH1 FOR USE FOR 3" WIDE AND 8" WIDE MONO-MESH TRAYS.  
2.) MM-HNG-CCH3 FOR USE FOR 6" WIDE AND 10" WIDE MONO-MESH TRAYS.



P/N# MM-HNG-CCH3



P/N# MM-HNG-CCH1

## MonoMesh™ Accessories

Manufactured in the USA by MonoSystems, Inc.



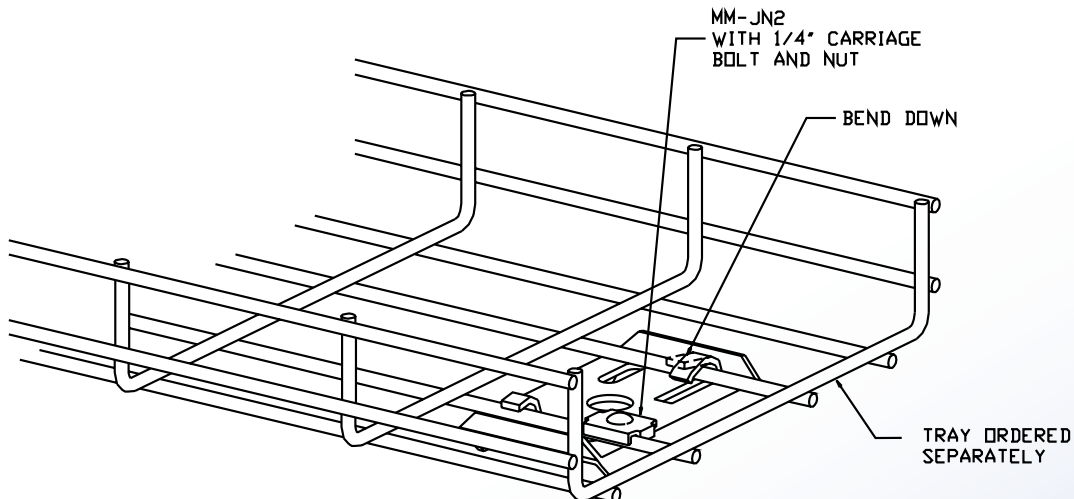
## CENTER HANGER SUPPORTS

### Notes

- 1.) Center hanger allows tray to be suspended at a single point.  
This allows wiring to be "laid in" over the side, instead of pulled through.

### Material

Zinc Plated Steel.



4 International Drive  
Rye Brook, NY 10573  
Toll Free: 1 888.764.7681  
Phone: 914.934.2075  
Fax: 914.934.2190  
MonoSystems.com



**MonoSystems™**  
wire management. managed.™

# Cable Tray/Wire Mesh Basket Tray MM-HNG-CCH2

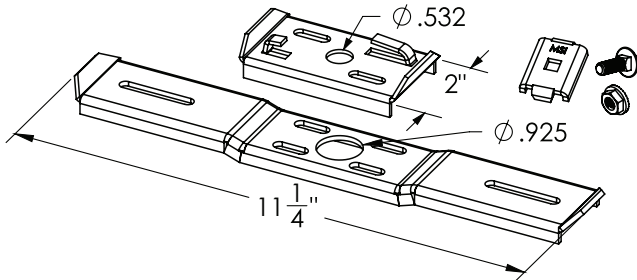
## MonoMesh™ Accessories

Manufactured by MonoSystems, Inc.

### CENTER HANGER BRACKET

Each MM-HNG-CCH2 includes:

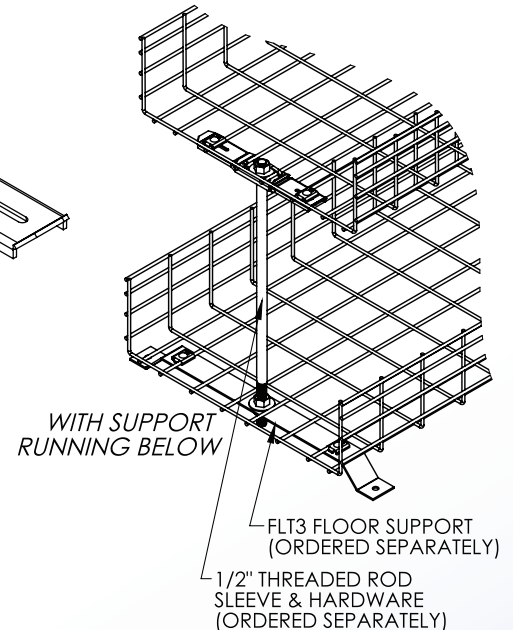
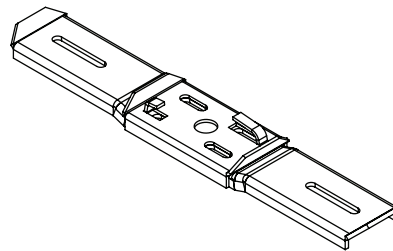
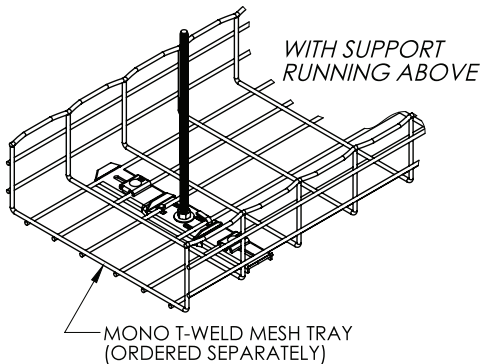
(1) 2-piece bracket with (1) MM-CPL-JN2 w/hardware



#### Notes:

For all mesh tray types over 10" wide

- 1.) Each MM-HNG-CCH2 ordered separately.
- 2.) Material: 12GA zinc plated steel.
- 3.) Allows tray to be mounted at a single point.
- 4.) For use with all mesh tray types over 10" wide.  
If supporting 3" or 8" wide mesh use P/N: MM-HNG-CCH1  
If supporting 6" or 10" wide mesh use P/N: MM-HNG-CCH3
- 5.) Views for reference - do not scale.



1/2" THREADED  
ROD & HARDWARE  
(BY OTHERS)

BEND TABS  
DOWN

STEP 1:

MESH TRAY  
(ORDERED SEPARATELY)

STEP 2:

ALIGN AND ATTACH FLUSH  
LOWER PORTION OF MM-HNG-CCH2  
HANGER BRACKET  
(1/2" HARDWARE AND ROD BY OTHERS)

ATTACH (1) MM-CPL-JN2 CLIP  
USING 1/4-20 CARRIAGE BOLT & NUT  
(PROVIDED)

4 International Drive  
Rye Brook, NY 10573  
Toll Free: 1 888.764.7681  
Phone: 914.934.2075  
Fax: 914.934.2190  
MonoSystems.com



# Cable Tray / Wire Mesh Basket Tray

## MM-JNR-X-XX

**MonoMesh™ Accessories**

Manufactured in the USA by MonoSystems, Inc.



## INNER RADIUS FOR MESH TRAY

### Notes

- 1.) Each radius bracket includes MM-CPL-JN2 clips and 1/4" mounting hardware.
- 2.) Clips can be mounted on either side of wire mesh.
- 3.) Views for reference - do not scale.

### Material

90° 1/2" Radius Bracket Material: 20GA Steel.

### Installation Instructions

- 1.) Trim mesh as desired and abut, creating a 90° corner.
2. Place appropriate size MM-JNR-X-XX inside mesh at 90° corner.
3. Install 1/4" carriage bolt inside of slot of radius bracket as shown and capture with MM-CPL-JN2 and 1/4" serrated nut on other side of mesh wire.
4. Tighten nuts and align MM-JNR-X-XX into place as desired.



FILE: E80034  
VOL.2

### ORDERING DATA EXAMPLE:

## MM-JNR-X-XX

#### TRAY SERIES

MM = MONOMESH

#### FITTING TYPE

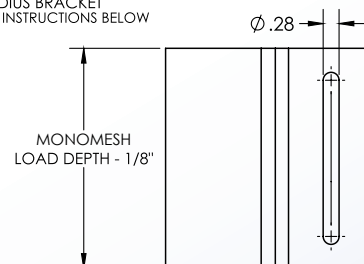
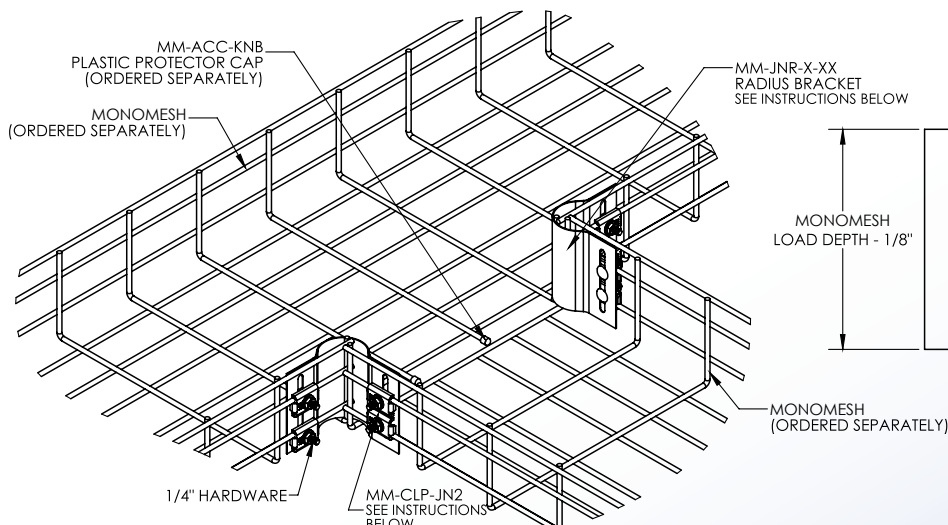
JNR = RADIUS BRACKET

#### LOAD DEPTH

2 = 2"  
4 = 4"  
6 = 6"

#### MATERIAL

P = PREGALV.  
HD = STEEL HDGAF  
PB = PAINTED BLACK



4 International Drive  
Rye Brook, NY 10573  
Toll Free: 1 888.764.7681  
Phone: 914.934.2075  
Fax: 914.934.2190  
MonoSystems.com



**MonoSystems™**  
wire management. managed.™



# Cable Tray / Wire Mesh Basket Tray MM-LP-XX

**MonoMesh™ Accessories**


Manufactured in the USA by MonoSystems, Inc.



## LANCING PLATE

### Notes

- 1.) To install, slide tab valley under one end of wire and pivot part down. Bend tabs over the outer mesh wires to hold in place.
- 2.) UL classified as an equipment ground conductor when installed as recommended and coating (if applicable) has been completely removed at plate contact points.
- 3.) Views for reference - do not scale.



FILE: E80034  
VOL.2

### ORDERING DATA EXAMPLE:

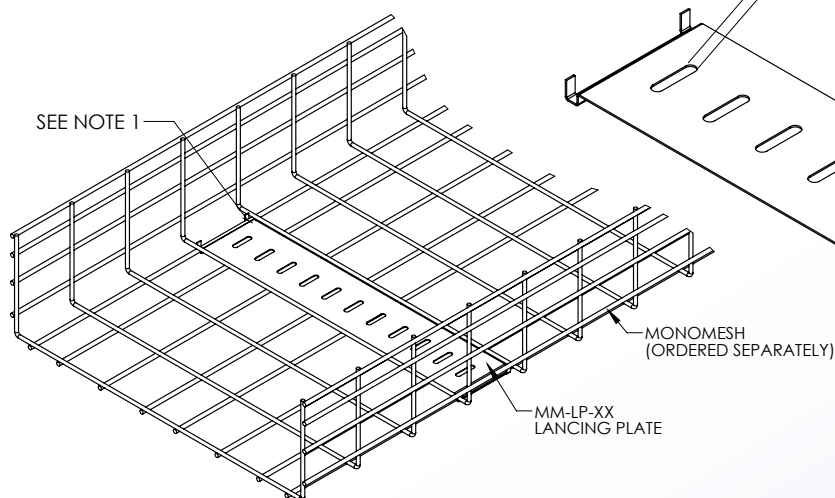
# MM-LP-XX

WIDTH

3 = 3" WIDE MESH  
6 = 6" WIDE MESH  
8 = 8" WIDE MESH  
10 = 10" WIDE MESH  
12 = 12" WIDE MESH  
16 = 16" WIDE MESH  
18 = 18" WIDE MESH  
20 = 20" WIDE MESH  
24 = 24" WIDE MESH

Ø.281 X 1.25" SLOTS TYP.

SEE NOTE 1



4 International Drive  
Rye Brook, NY 10573  
Toll Free: 1 888.764.7681  
Phone: 914.934.2075  
Fax: 914.934.2190  
MonoSystems.com



**MonoSystems™**  
wire management. managed.™

# Cable Tray / Wire Mesh Basket Tray

## MM-LSUP-XX-XX

**MonoMesh™ Accessories**

Manufactured in the USA by MonoSystems, Inc.



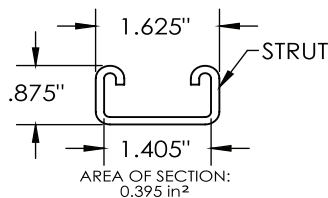
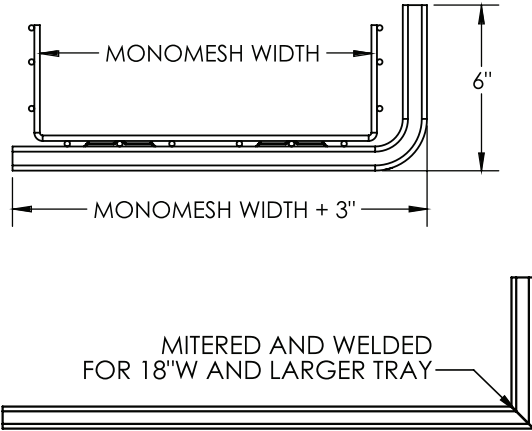
### L SUPPORT BRACKET

#### Notes:

- 1.) Ordered as each. For MonoMesh support.
- 2.) Bracket material: 7/8" x 1-5/8" 12GA steel.
- 3.) Attach clip to mesh longitudinal wire and press down until clip flanges locks into place on strut.
- 4.) Views for reference - do not scale.

#### Material:

3/16"x1-5/8" 14GA Steel.



#### ORDERING DATA EXAMPLE:

**MM-LSUP-XX-XX**

#### MESH WIDTH

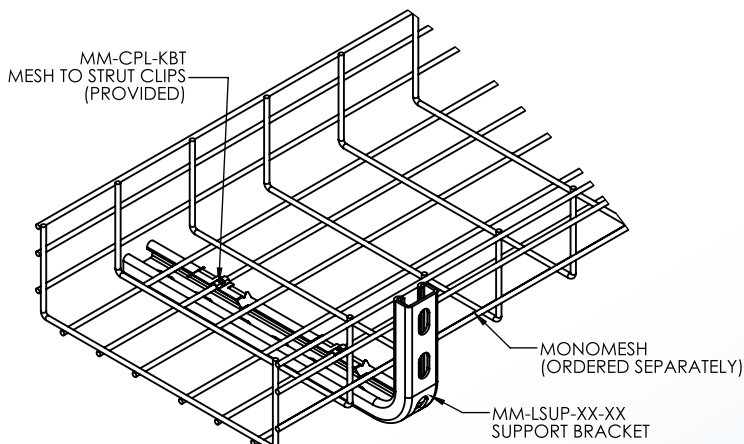
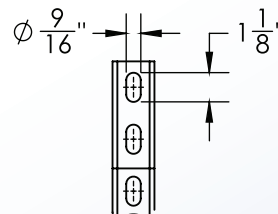
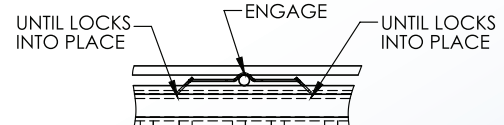
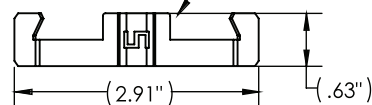

FORMED CORNER  
 3 = 3"  
 6 = 6"  
 8 = 8"  
 10 = 10"  
 12 = 12"  
 16 = 16"  
 MITERED AND WELDED  
 18 = 18"  
 20 = 20"  
 24 = 24"

#### MATERIAL

P = PREGALV.  
 HD = HDGAF  
 PG = PAINTED GRAY  
 PB = PAINTED BLACK

#### MAX UNIFORM LOAD SAFETY FACTOR 2

MM-LSUP-6	380 lbs
MM-LSUP-12	254 lbs
MM-LSUP-18	169 lbs
MM-LSUP-24	113 lbs



4 International Drive  
 Rye Brook, NY 10573  
 Toll Free: 1 888.764.7681  
 Phone: 914.934.2075  
 Fax: 914.934.2190  
 MonoSystems.com



# Cable Tray / Wire Mesh Basket Tray

## MM-SB

**MonoMesh™ Accessories**

Manufactured in the USA by MonoSystems, Inc.



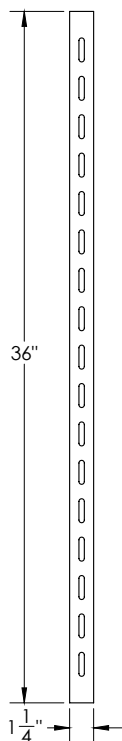
## UNIVERSAL SPLICE BAR

### Notes

- 1.) Can be formed to suit application as needed.
- 2.) To install: Place MM-SB adjacent to mesh on outside as shown. Attach MM-CPL-JN2 (ordered separately) to mesh wire and capture with 1/4-20 hardware (ordered separately) around mesh wire as shown.
- 3.) UL classified as an equipment ground conductor when attached to mesh as recommended, and coating (if applicable) has been completely removed at splice contact points.
- 4.) Views for reference - do not scale.

### Material

16GA GALV. Steel. Each ordered separately.



FILE: E80034  
VOL.2

MM-SB - UNIVERSAL SPLICE BAR  
WHEN USED WITH STRAIGHT TRAY

MM-CPL-JN2  
(ORDERED SEPARATELY)  
SEE NOTE 3

MMX-XX-118  
MONO MESH TRAY  
(ORDERED SEPARATELY)

MMX-HE90-XX  
90° HORIZONTAL ELBOW  
(ORDERED SEPARATELY)  
ASSEMBLED BY OTHERS

MM-SB - UNIVERSAL SPLICE BAR  
WHEN FORMED (BY OTHERS) AND USED  
WITH A HORIZONTAL ELBOW

4 International Drive  
Rye Brook, NY 10573  
Toll Free: 1 888.764.7681  
Phone: 914.934.2075  
Fax: 914.934.2190  
MonoSystems.com



**MonoSystems™**  
wire management. managed.™

# Cable Tray / Wire Mesh Basket Tray TM-SUP-FLR

## MonoMesh™ Accessories

Manufactured by MonoSystems, Inc.

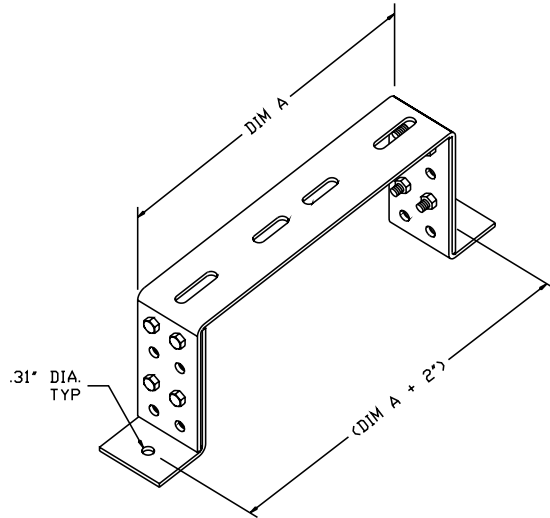
### FLOOR SUPPORT

#### Notes

- 1.) Support tray up from floor.
- 2.) Field adjustable to three heights (4", 5" & 6").

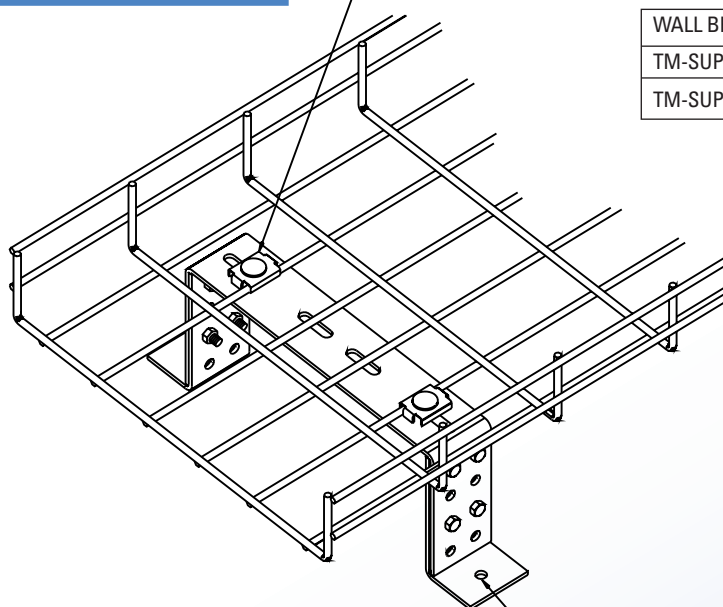
#### Material

Galvanized Steel.



FILE: E80034  
VOL.2

ATTACHMENT HARDWARE  
AND TRAY ORDERED  
SEPARATELY



MOUNTING HARDWARE  
BY OTHERS

WALL BRACKET P/N	DIM 'A'	
TM-SUP-FLR1	9.75'	FOR USE WITH MONO-MESH UP TO 9' WIDE
TM-SUP-FLR2	16.75'	FOR USE WITH MONO-MESH OVER 9' WIDE

4 International Drive  
Rye Brook, NY 10573  
Toll Free: 1 888.764.7681  
Phone: 914.934.2075  
Fax: 914.934.2190  
MonoSystems.com



# Cable Tray / Wire Mesh Basket Tray

## MM-SUP-STN

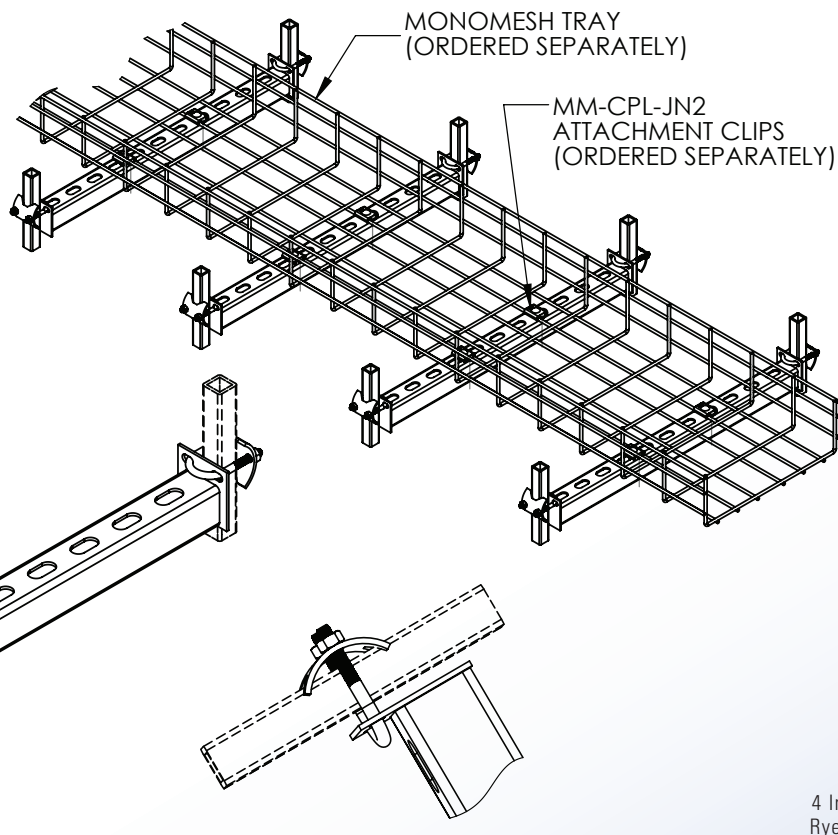
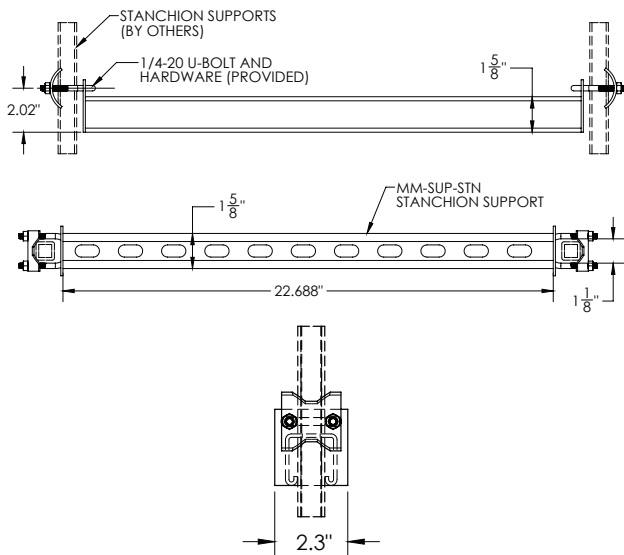
## MonoMesh™ Accessories

Manufactured by MonoSystems, Inc.

### STANCHION SUPPORT

#### Notes:

- 1.) Support tray across 24" O.C. access floor stanchion supports.
- 2.) Install without modification to flooring system.
- 3.) Mount MonoMesh tray centered about support bracket. Attached using MM-CPL-JN2 clips (ordered separately).
- 4.) Views for reference - do not scale.



4 International Drive  
Rye Brook, NY 10573  
Toll Free: 1 888.764.7681  
Phone: 914.934.2075  
Fax: 914.934.2190  
MonoSystems.com



# Cable Tray / Wire Mesh Basket Tray

## MM-SUP-UFL6

**MonoMesh™ Accessories**

Manufactured in the USA by MonoSystems, Inc.



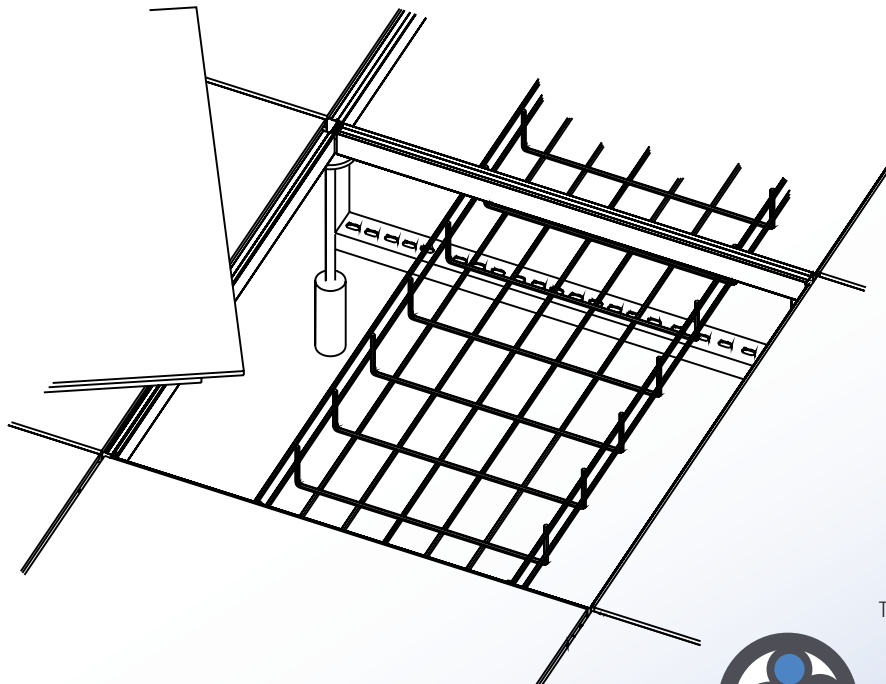
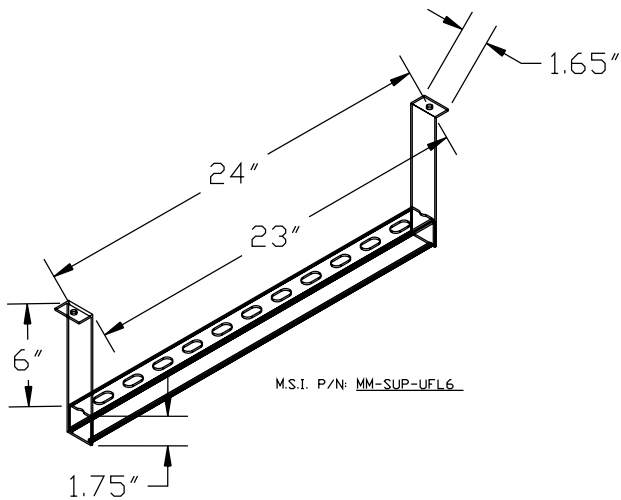
### 6" DEEP UNDER FLOOR SUPPORT

#### Notes

1.) Use with standard 24" stanchion spacing. Consult factory for floor stanchion compatibility.

#### Material

Galvanized Steel. Hardware ordered separately.



4 International Drive  
Rye Brook, NY 10573  
Toll Free: 1 888.764.7681  
Phone: 914.934.2075  
Fax: 914.934.2190  
MonoSystems.com



**MonoSystems™**  
wire management. managed.™

# Cable Tray / Wire Mesh Basket Tray MM-WPC



**MonoMesh™ Accessories**

Manufactured in the USA by MonoSystems, Inc.



## WALL PENETRATING CONNECTOR

### Notes

- 1) Wall penetrating connector for use when running MonoMesh through a wall or barrier.

### ORDERING DATA EXAMPLE:

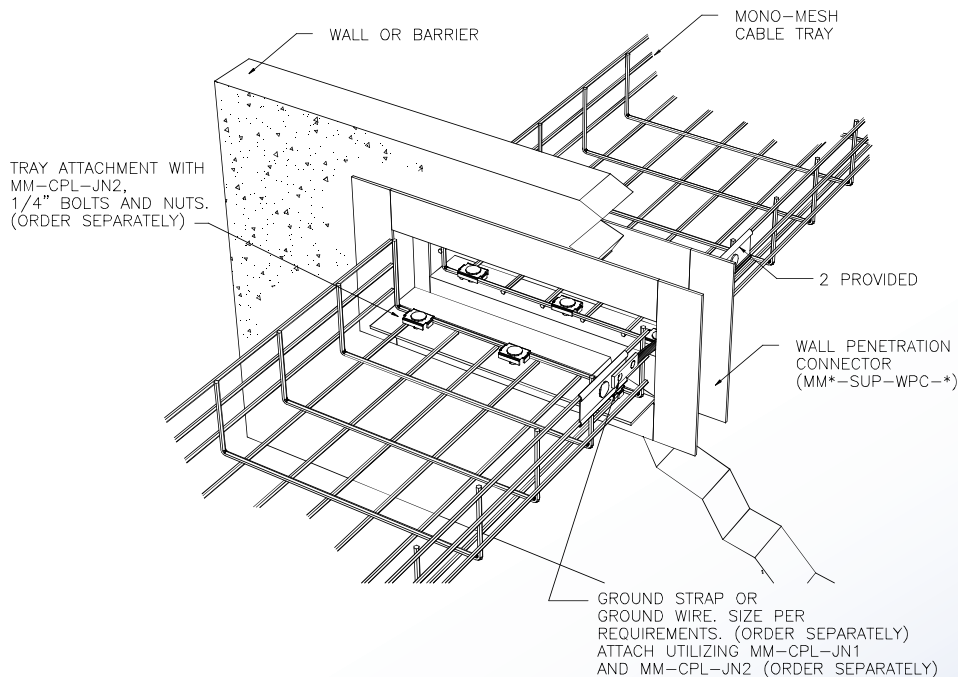
**MM\_-WPC-**

ENTER TRAY WIDTH

ENTER WIDTH OF TRAY

2 = 2"  
4 = 4"  
6 = 6"

3 = 3"  
6 = 6"  
8 = 8"  
10 = 10"  
12 = 12"  
20 = 20"  
24 = 24"



4 International Drive  
Rye Brook, NY 10573  
Toll Free: 1 888.764.7681  
Phone: 914.934.2075  
Fax: 914.934.2190  
MonoSystems.com



**MonoSystems™**  
wire management. managed.™



# Cable Tray / Wire Mesh Basket Tray MM-X-TRP-X-X

**MonoMesh™ Accessories**

Manufactured in the USA by MonoSystems, Inc.



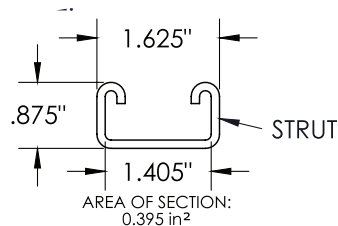
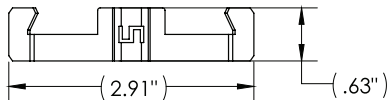
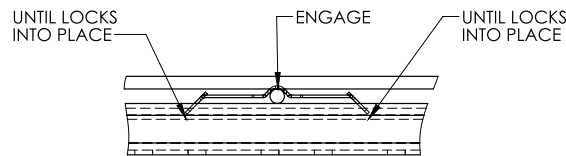
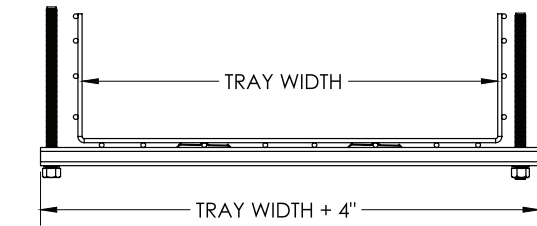
## MONO-MESH STRUT TRAPEZE

### Notes

- 1.) Ordered as each. For MonoMesh support.
- 2.) Strut material: 7/8" x 1-5/8" 12GA steel.
- 3.) Attach clip to mesh longitudinal wire and press down until clip flanges locks into place on strut.
- 4.) Threaded support rod and hardware (by others).
- 3.) Views for reference - Do not scale.

### MAX. UNIFORM LOAD SAFETY FACTOR 2

MM-X-TRP-6	1080 lbs
MM-X-TRP-8	970 lbs
MM-X-TRP-12	875 lbs
MM-X-TRP-18	750 lbs
MM-X-TRP-20	600 lbs
MM-X-TRP-24	530 lbs



### ORDERING DATA EXAMPLE:

**MM-X-TRP-X-X**

#### SERIES

MM = MONO-MESH

#### MATERIAL

P = PREGALV.  
HD = HDGAF

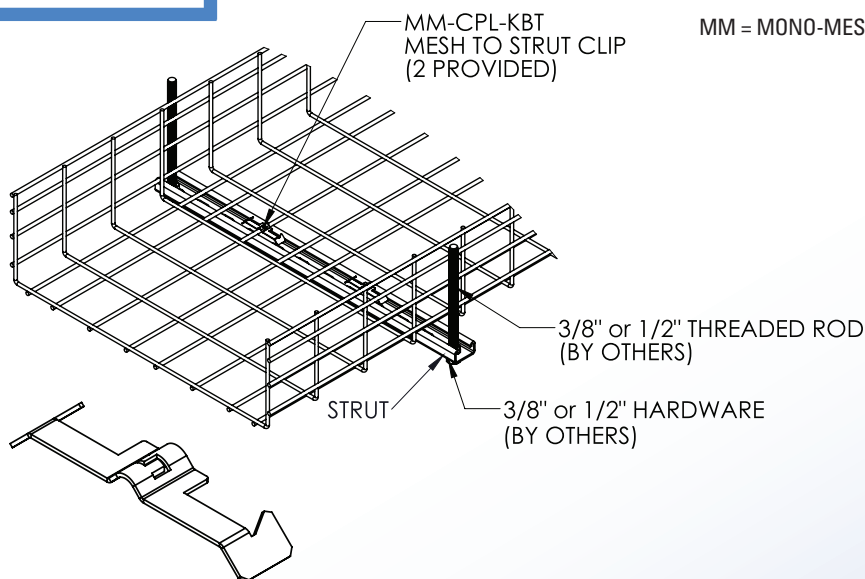
#### SIZE

3 = 8"  
6 = 10"  
8 = 12"  
10 = 14"  
12 = 16"  
16 = 20"  
18 = 22"  
20 = 24"  
24 = 28"

#### PAINT OPTION

BLANK = NO PAINT  
G = GREY  
B = BLACK  
W = WHITE  
Y = YELLOW  
R = RED  
\* = CUSTOM PAINT

TRAY WIDTH → PART LENGTH



4 International Drive  
Rye Brook, NY 10573  
Toll Free: 1 888.764.7681  
Phone: 914.934.2075  
Fax: 914.934.2190  
MonoSystems.com



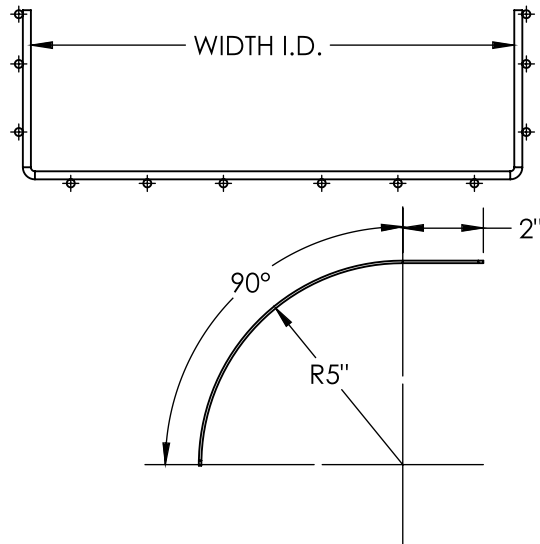
# Cable Tray / Wire Mesh Basket Tray MM-DRPFO-XX-XX

**MonoMesh™ Accessories**

Manufactured in the USA by MonoSystems, Inc.



## FIBER OPTIC CABLING DROP-OUT PLATE, MONOMESH



### Notes

- 1.) Material: 16ga steel. ordered as each, includes mounting hardware. install anywhere along bottom length of tray.
- 2.) To install, position under mesh wire, align carriage bolt holes, and capture mesh wire with MM-CPL-JN2 and 1/4" hardware as shown.
- 3.) UI classified as an equipment ground conductor when installed as recommended and coating (if applicable) has been completely removed at plate contact points.
- 4.) Views for reference - do not scale..



FILE: E80034  
VOL.2

### ORDERING DATA EXAMPLE:

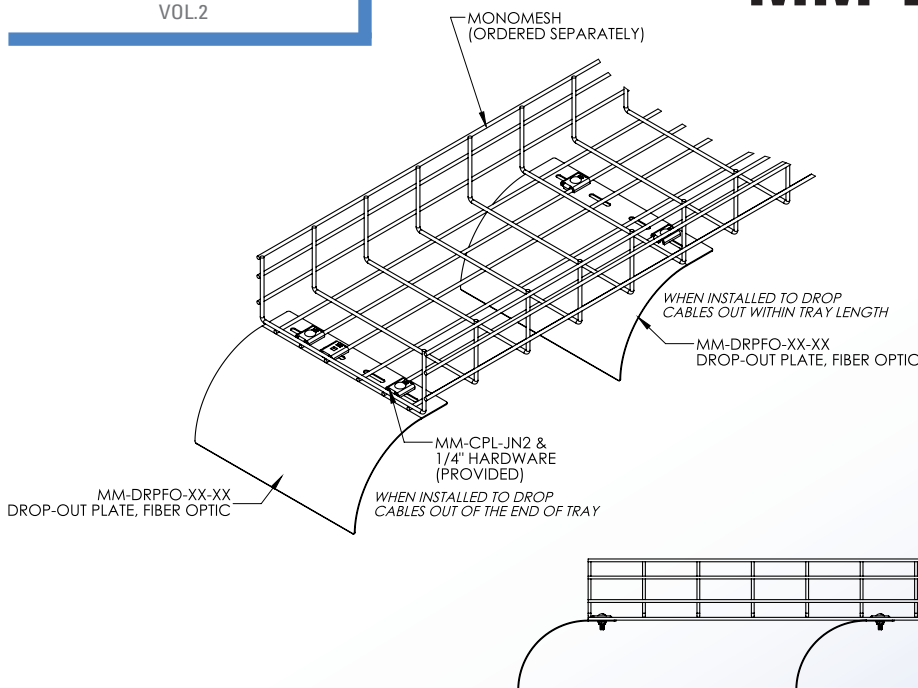
# MM-DRPFO- XX - XX

#### MESH WIDTH

03 = 3" WIDE MESH  
06 = 6" WIDE MESH  
08 = 8" WIDE MESH  
10 = 10" WIDE MESH  
12 = 12" WIDE MESH  
16 = 16" WIDE MESH  
18 = 18" WIDE MESH  
20 = 20" WIDE MESH  
24 = 24" WIDE MESH

#### MATERIAL

P = PREGALV.  
HD = HDGAF  
PG = PAINTED GRAY  
PB = PAINTED BLACK



4 International Drive  
Rye Brook, NY 10573  
Toll Free: 1 888.764.7681  
Phone: 914.934.2075  
Fax: 914.934.2190  
MonoSystems.com



**MonoSystems™**  
wire management. managed.™

# Cable Tray / Wire Mesh Tray UIBB System

**PATENT PENDING**  
**Wire Mesh Accessories**  
Manufactured in the USA by MonoSystems, Inc.



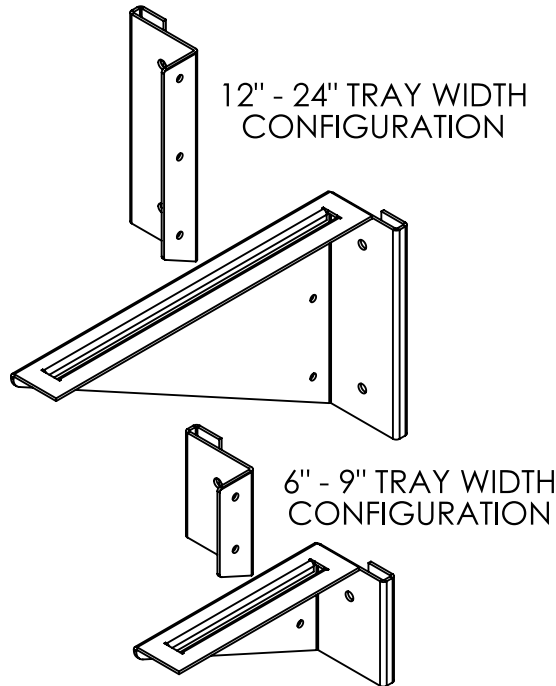
## UNIVERSAL I-BEAM BRACKET

### Notes

- 1.) Ordered as one clamp assembly. Includes 1/4" bracket assembly hardware.
- 2.) Bracket material: 12ga steel.
- 3.) Views for reference - Do not scale.

### Installation Instructions

- 1.) To install, align clamps on existing I-beam (by others) and install 1/4" hex bolts. Capture on other end with 1/4" NYLOC nuts.
- 2.) Apply LOCTITE (by others) and tighten provided 1/4" set screws to secure bracket to I-beam.
- 3.) Mount WIRE MESH TRAY (ordered separately) to clamp brackets using MM-CPL-KBT mounting clips (ordered separately) no hardware required. Center clip on wire of mesh and press down until clip flanges lock into plate on flanges of bracket mounting slot.



### ORDERING DATA EXAMPLE:

**UIBB X-XX-XX-X**

#### I-BEAM MOUNTING FLANGE THICKNESS

1 = 0.070 - 0.155  
2 = 0.160 - 0.245  
3 = 0.250 - 0.335  
4 = 0.340 - 0.425  
5 = 0.430 - 0.515

#### TRAY WIDTH

06 = FOR 6" WIDE TRAY  
09 = FOR 9" WIDE TRAY  
12 = FOR 12" WIDE TRAY  
18 = FOR 18" WIDE TRAY  
24 = FOR 24" WIDE TRAY

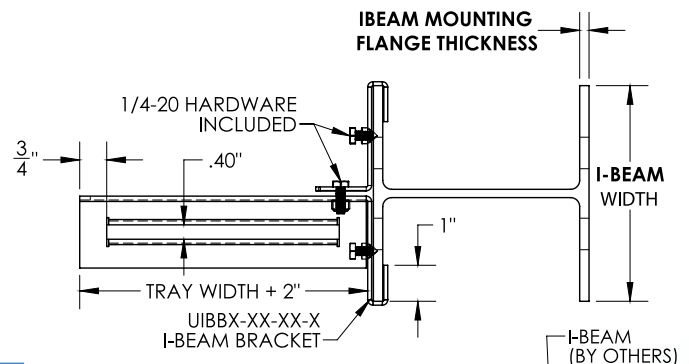
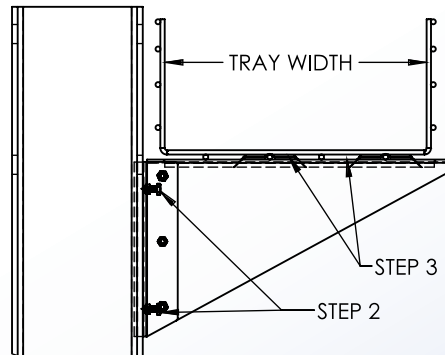
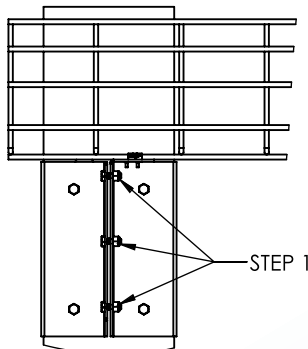
#### MATERIAL

HD = HOT DIPPED GALV. STEEL  
P = PREGALV. STEEL  
SS = STAINLESS STEEL

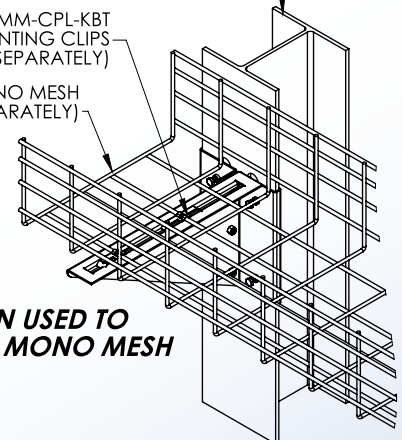
#### I-BEAM WIDTH

5.5 = 5.5" WIDE  
6 = 6" WIDE  
6.25 = 6.25" WIDE  
7 = 7" WIDE  
8 = 8" WIDE

\*CUSTOM SIZES AND CONFIGURATIONS AVAILABLE,  
SPEAK WITH MONOSYSTEMS TO CHOOSE



MM-CPL-KBT  
MOUNTING CLIPS  
(ORDERED SEPARATELY)  
MONO MESH  
(ORDERED SEPARATELY)



**WHEN USED TO  
MOUNT MONO MESH**

4 International Drive  
Rye Brook, NY 10573  
Toll Free: 1 888.764.7681  
Phone: 914.934.2075  
Fax: 914.934.2190  
MonoSystems.com



**MonoSystems**  
wire management. managed.

# Cable Tray / Wire Mesh Basket Tray

## MM-DIV-STRLX

**MonoMesh™ Accessories**

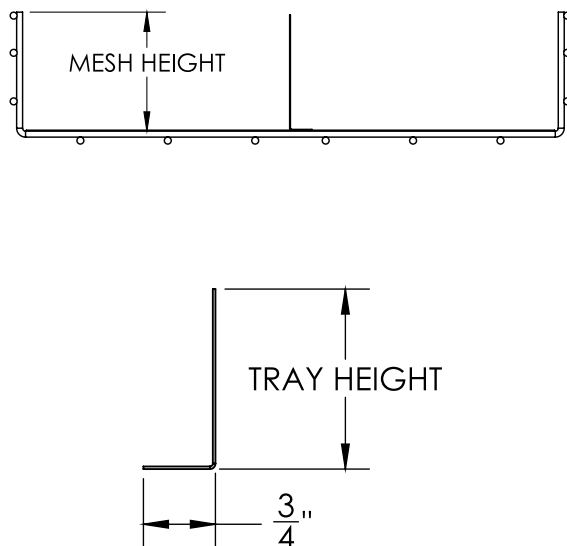
Manufactured in the USA by MonoSystems, Inc.



### L-STYLE DIVIDER

#### Notes

- 1.) Ordered as each. Supplied in 10ft sections. Use to create multiple compartments within a straight length of solid bottom mono mesh.
- 2.) Attach MM-DIV-STRLX L-style divider to MM-XX-SFI solid flat insert or MMX-XX-SBI solid bottom insert (each ordered separately) installed in mono mesh. Position as desired.
- 3.) Install divider using tek screws, rivets, or machine screws.
- 4.) Divider material: galv. steel.
- 5.) Views for reference - do not scale.

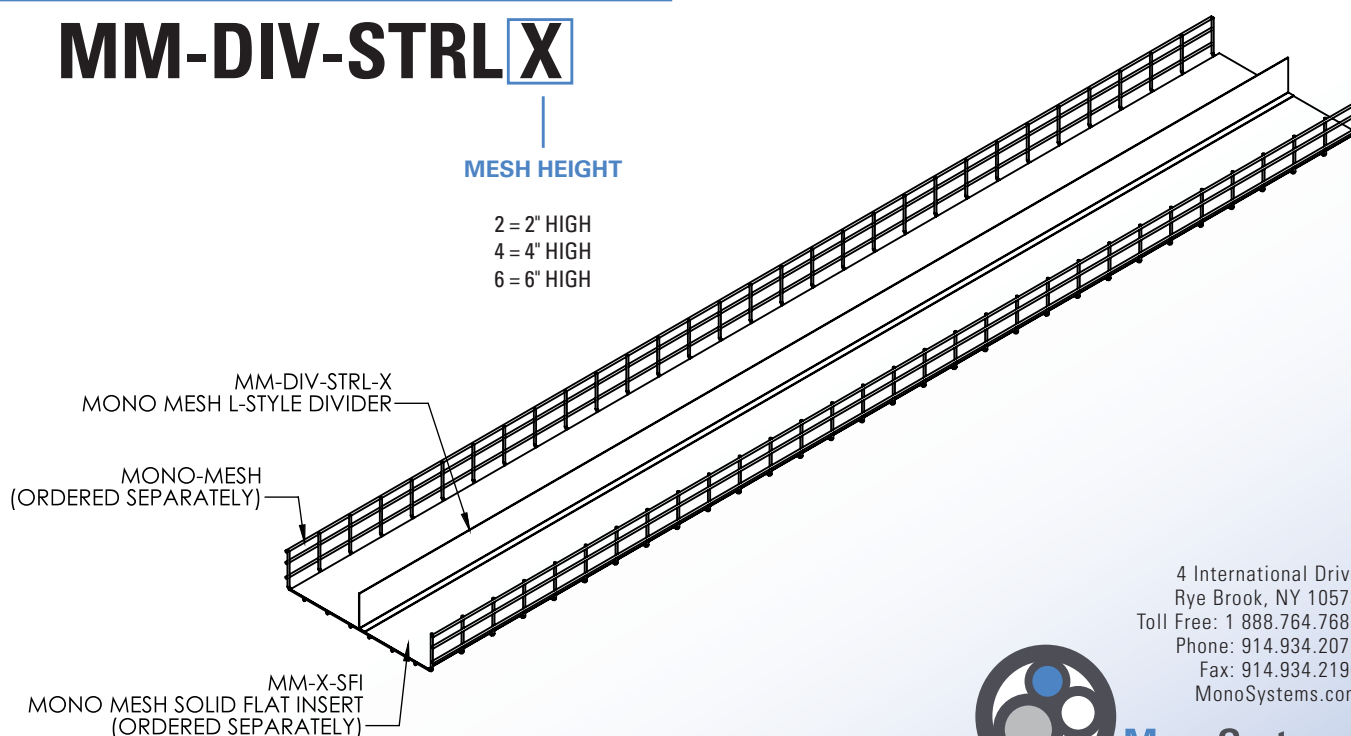


#### ORDERING DATA EXAMPLE:

## MM-DIV-STRLX

MESH HEIGHT

2 = 2" HIGH  
4 = 4" HIGH  
6 = 6" HIGH



4 International Drive  
Rye Brook, NY 10573  
Toll Free: 1 888.764.7681  
Phone: 914.934.2075  
Fax: 914.934.2190  
MonoSystems.com



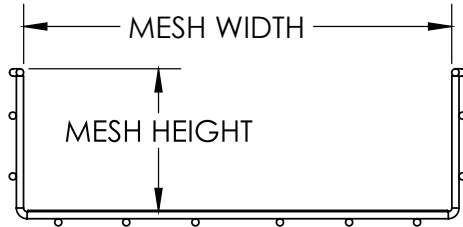
**MonoSystems™**  
wire management. managed.™

# Cable Tray / Wire Mesh Basket Tray

## MM-XX-SFI

## MonoMesh™ Accessories

Manufactured by MonoSystems, Inc.



### ORDERING DATA EXAMPLE:

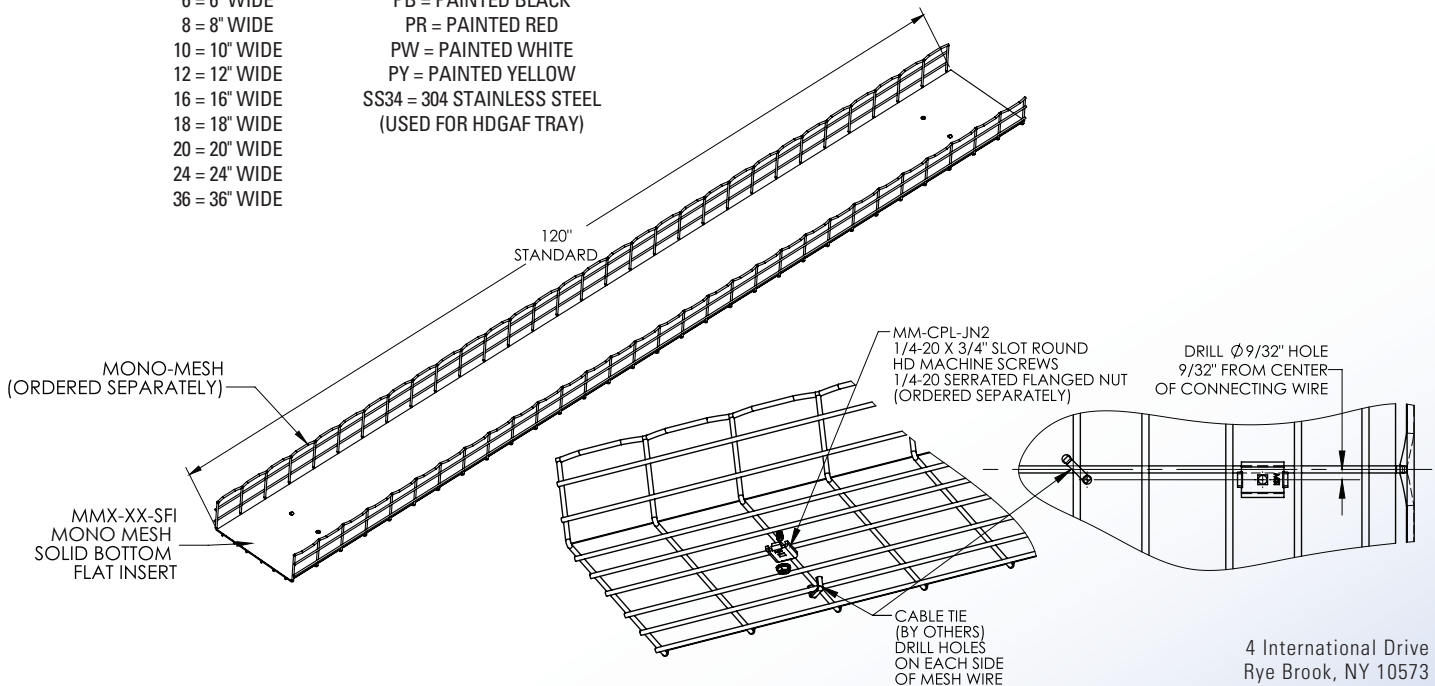
**MM-XX-SFI-XX**

#### MESH WIDTH

3 = 3" WIDE  
6 = 6" WIDE  
8 = 8" WIDE  
10 = 10" WIDE  
12 = 12" WIDE  
16 = 16" WIDE  
18 = 18" WIDE  
20 = 20" WIDE  
24 = 24" WIDE  
36 = 36" WIDE

#### FINISH OPTIONS:

LEAVE BLANK = PRE-GALV. STEEL  
PB = PAINTED BLACK  
PR = PAINTED RED  
PW = PAINTED WHITE  
PY = PAINTED YELLOW  
SS34 = 304 STAINLESS STEEL  
(USED FOR HDGAF TRAY)



## SOLID FLAT INSERT

### Notes:

- 1.) Ordered as each. Use to create a solid flat bottom surface within a straight length of MonoMesh.
- 2.) 120" Length standard.
- 3.) Pre-galv. material: 22GA G90 steel.
- 4.) For solid bottom divider (not shown) see part number MM-DIV-STR LX (ordered separately).
- 5.) For solid bottom insert with side flanges see part number MMX-XX-SBI (ordered separately).
- 6.) Views for reference. Do not scale.

### Installation Instructions:

- 1.) Place solid bottom insert within mesh cable tray.
- 2.) If desired, the inlays can be field-drilled and coupled to the mesh using MM-CPL-JN2 connectors, Ø 1/4" round head machine screws, and serrated flange hex nuts (all ordered separately use (4) of each per tray). The inlays can also be field-drilled and coupled to the mesh using cable ties (by others).

4 International Drive  
Rye Brook, NY 10573  
Toll Free: 1 888.764.7681  
Phone: 914.934.2075  
Fax: 914.934.2190  
MonoSystems.com

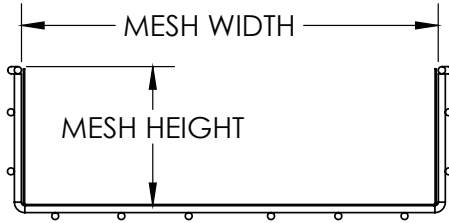


# Cable Tray / Wire Mesh Basket Tray

## MM-XX-SBI

## MonoMesh™ Accessories

Manufactured by MonoSystems, Inc.



### ORDERING DATA EXAMPLE:

**MM****X**-**XX**-**SBI**-**XX**

#### MESH HEIGHT

2 = 2" HIGH  
4 = 4" HIGH  
6 = 6" HIGH

#### MESH WIDTH

3 = 3" WIDE  
6 = 6" WIDE  
8 = 8" WIDE  
10 = 10" WIDE  
12 = 12" WIDE  
16 = 16" WIDE  
18 = 18" WIDE  
20 = 20" WIDE  
24 = 24" WIDE  
36 = 36" WIDE

#### FINISH OPTIONS:

LEAVE BLANK = PRE-GALV. STEEL  
PB = PAINTED BLACK  
PR = PAINTED RED  
PW = PAINTED WHITE  
PY = PAINTED YELLOW  
SS34 = 304 STAINLESS STEEL  
(USED FOR HDGAF TRAY)

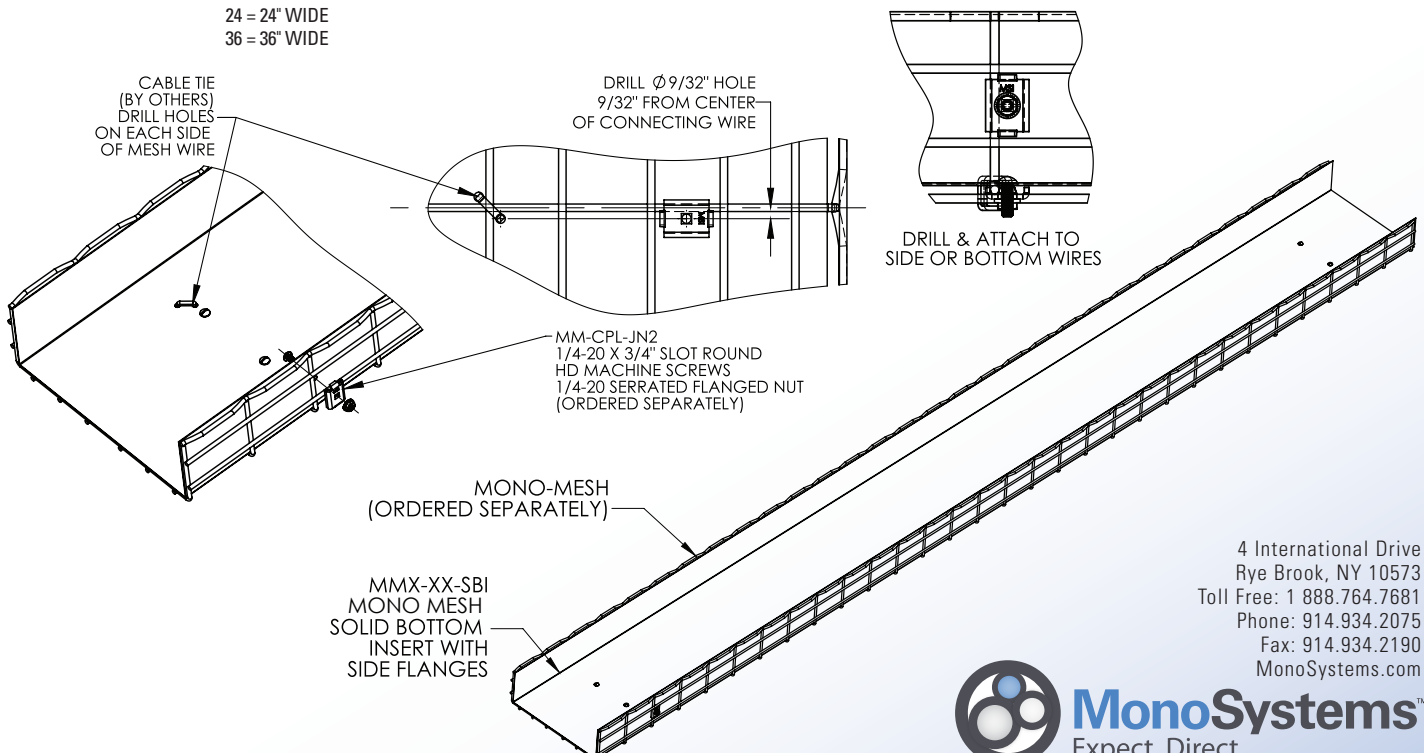
## SOLID BOTTOM INSERT WITH SIDE FLANGES

### Notes:

- 1.) Ordered as each. Use to create a solid surface within inner walls and bottom of straight length MonoMesh or Mono T-Weld Mesh.
- 2.) 120" Length standard.
- 3.) Pre-galv. material: 22GA G90 steel.
- 4.) For solid bottom divider (not shown) see part number MM-DIV-STR LX (ordered separately).
- 5.) For solid flat insert without side flanges see part number MM-XX-SFI (ordered separately).
- 6.) Views for reference. Do not scale.

### Installation Instructions:

- 1.) Place solid bottom insert within mesh cable tray.
- 2.) If desired, the inlays can be field-drilled and coupled to the mesh using MM-CPL-JN2 connectors, Ø 1/4" round head machine screws, and serrated flange hex nuts (all ordered separately use (4) of each per tray). The inlays can also be field-drilled and coupled to the mesh using cable ties (by others).



4 International Drive  
Rye Brook, NY 10573  
Toll Free: 1 888.764.7681  
Phone: 914.934.2075  
Fax: 914.934.2190  
MonoSystems.com





# Cable Tray / Wire Mesh Basket Tray MM-SUP-FLR-XXHXXW

**MonoMesh™ Accessories**

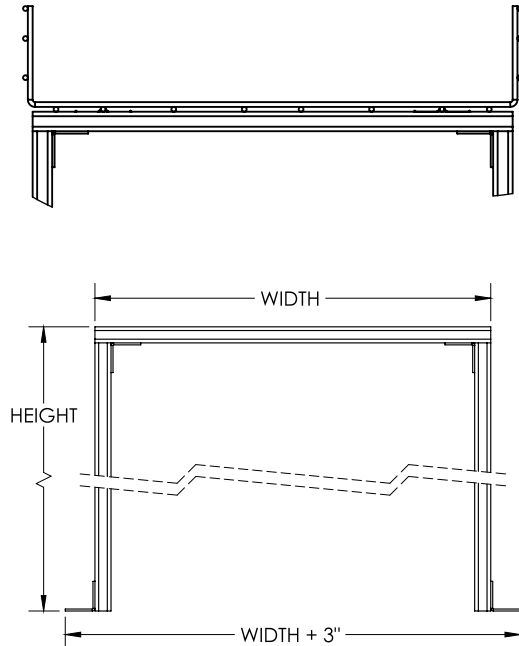
Manufactured in the USA by MonoSystems, Inc.



## 1-TIER ELEVATED MESH TRAY SUPPORT

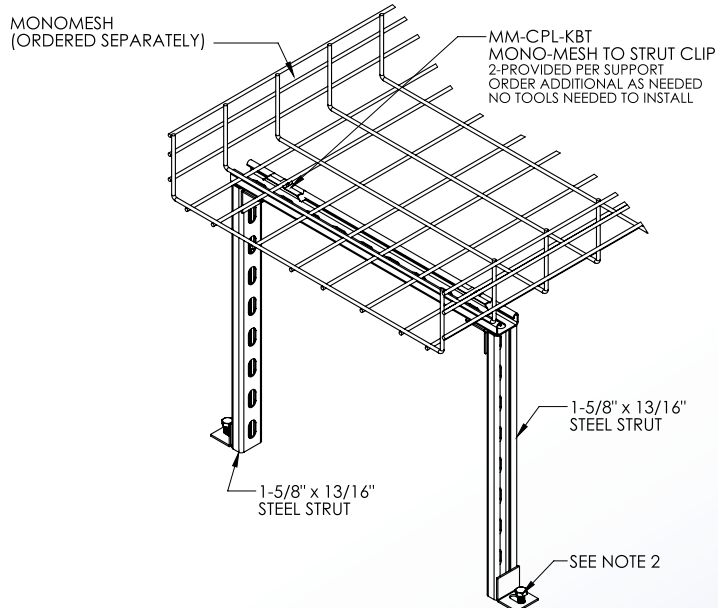
### Notes

- 1.) Fixed support assembly: Hot-dipped galv. after fab.
- 2.) Mount assembly to floor using 3/8" hardware (by others).
- 3.) Views for reference - do not scale.



### ORDERING DATA EXAMPLE:

**MM-SUP-FLR-XXHXXW**



#### HEIGHT

03 = 3" HIGH  
05 = 5" HIGH  
08 = 8" HIGH  
10 = 10" HIGH  
12 = 12" HIGH  
14 = 14" HIGH  
18 = 18" HIGH  
20 = 20" HIGH  
22 = 22" HIGH  
24 = 24" HIGH

#### WIDTH

3 = FOR 3" WIDE MESH  
6 = FOR 6" WIDE MESH  
8 = FOR 8" WIDE MESH  
10 = FOR 10" WIDE MESH  
12 = FOR 12" WIDE MESH  
16 = FOR 16" WIDE MESH  
18 = FOR 18" WIDE MESH  
20 = FOR 20" WIDE MESH  
24 = FOR 24" WIDE MESH

\*SIZES NOT SHOWN CAN BE CREATED, SPEAK WITH MONOSYSTEMS TO CHOOSE.

4 International Drive  
Rye Brook, NY 10573  
Toll Free: 1 888.764.7681  
Phone: 914.934.2075  
Fax: 914.934.2190  
MonoSystems.com



**MonoSystems™**  
wire management. managed.™



# Cable Tray / Wire Mesh Basket MM-CPL-JN2- XX

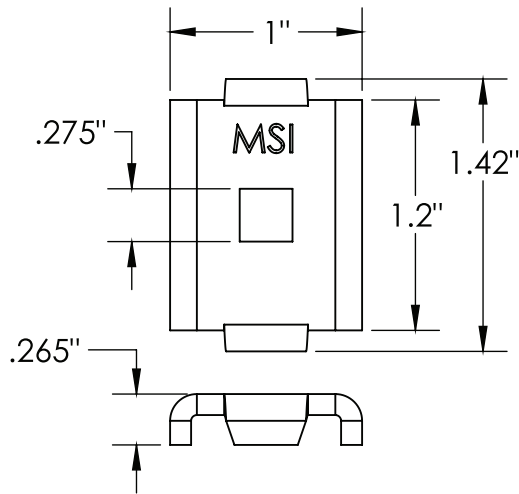
## MonoMesh™ Accessories

**Manufactured by MonoSystems, Inc.**

## MONOMESH ATTACHMENT CLIP

### Notes:

- 1.) Each MM-CPL-JN2 ordered separately.
- 2.) Used to attach MonoMesh cable tray.  
Install around wire and feed a 1/4-20 carriage bolt (ordered separately) thru hole. Capture on other side of mesh, strut, or clip with a washer and serrated nut (all ordered separately).
- 2.) Manufactured and tested in conformance with NEMA VE-1 standards.
- 3.) UL Classified as an equipment ground conductor when spliced as recommended and coating (if applicable) has been completely removed at splice contact points.
- 4.) Recommended torque for 1/4" fasteners: 12 ft-lbs [16.3 N-m].
- 5.) Views for reference - do not scale.

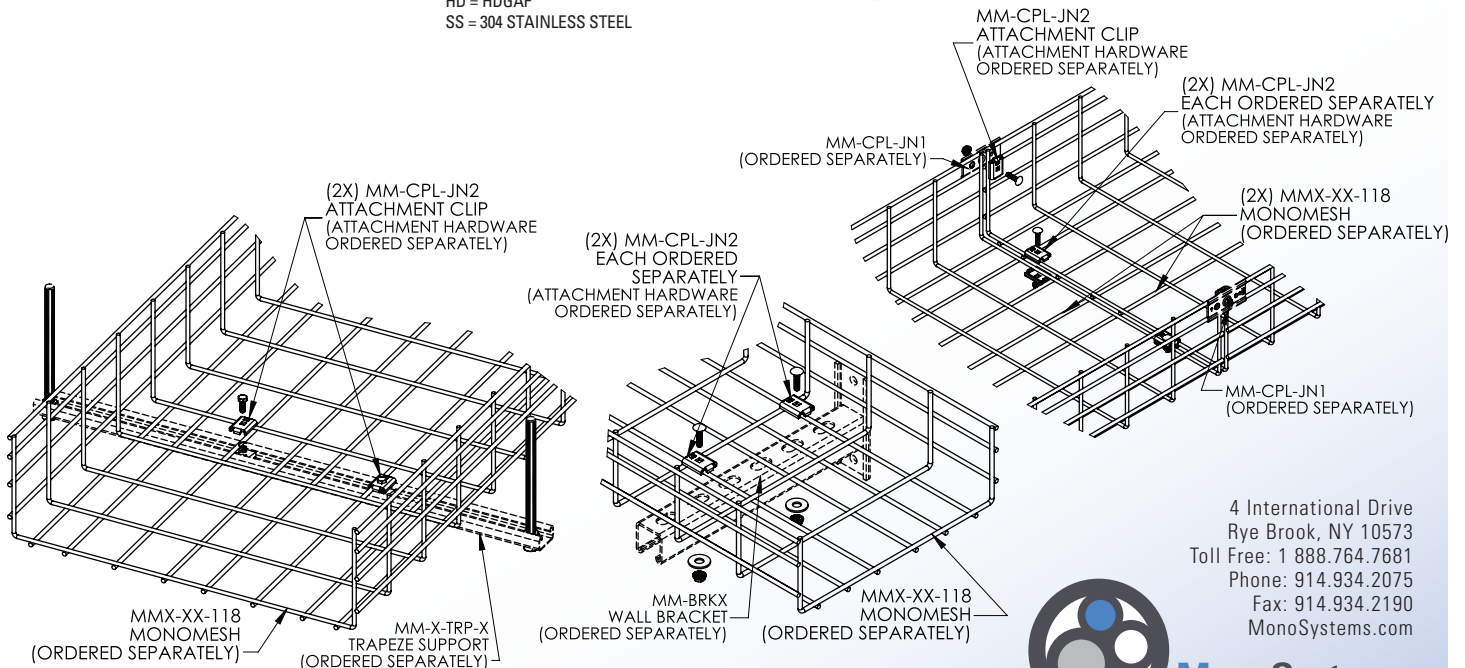
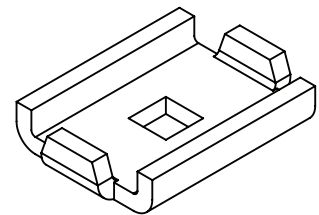


## ORDERING DATA EXAMPLE:

**MM-CPL-JN2-XX**

## MATERIAL

(LEAVE BLANK) ZINC PLATED STEEL  
HD = HDGAF  
SS = 304 STAINLESS STEEL



4 International Drive  
Rye Brook, NY 10573  
Toll Free: 1 888.764.7681  
Phone: 914.934.2075  
Fax: 914.934.2190  
MonoSystems.com



**MonoSystems™**  
wire management. *managed.*™

# Cable Tray / Wire Mesh Basket Tray

## MM-USF-XH-XXW

**MonoMesh™ Accessories**

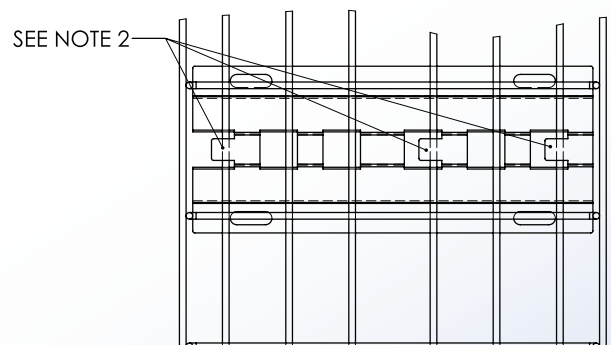
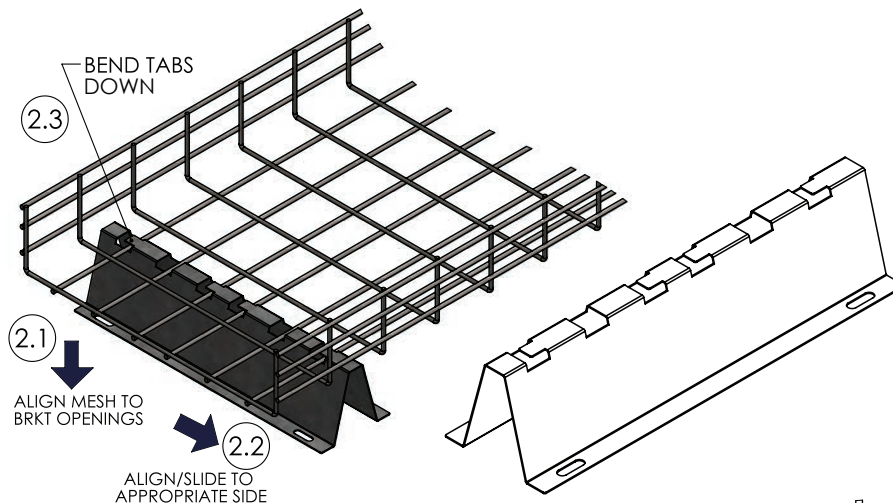
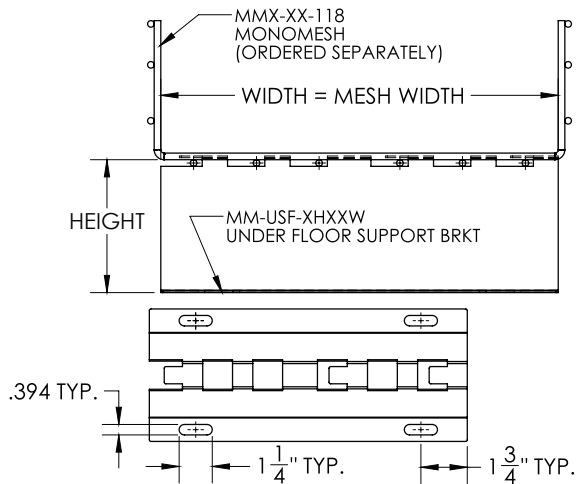
Manufactured in the USA by MonoSystems, Inc.



## MONO-MESH UNDER FLOOR SUPPORT BRACKET

### Notes

- 1.) Ordered as each. Floor mounting hardware by others.
- 2.) Installation: align mesh tray to openings in floor support bracket and align to appropriate side. Bend tabs down to capture mesh wires. Opening and tabs vary according to mesh and bracket size.
- 3.) Views for reference - do not scale.



### ORDERING DATA EXAMPLE:

**MM-USF-XHXXW-X**

**SERIES**  
MM = MONO-MESH

**HEIGHT**  
4 = 4"  
6 = 6"  
8 = 8"  
12 = 12"

**WIDTH**  
3 = 3"  
6 = 6"  
8 = 8"  
10 = 10"  
12 = 12"  
16 = 16"  
18 = 18"  
20 = 20"  
24 = 24"

**FINISH**  
BLANK = PRE-GALV STEEL  
NO PAINT  
HD = HDGAF  
G = GREY  
B = BLACK  
W = WHITE  
Y = YELLOW  
R = RED  
\* = CUSTOM PAINT

4 International Drive  
Rye Brook, NY 10573  
Toll Free: 1 888.764.7681  
Phone: 914.934.2075  
Fax: 914.934.2190  
MonoSystems.com



**MonoSystems™**  
wire management. managed.™

# Cable Tray / Wire Mesh Basket Tray SUP-XT-FLR-XXHXXW

**MonoMesh™ Accessories**

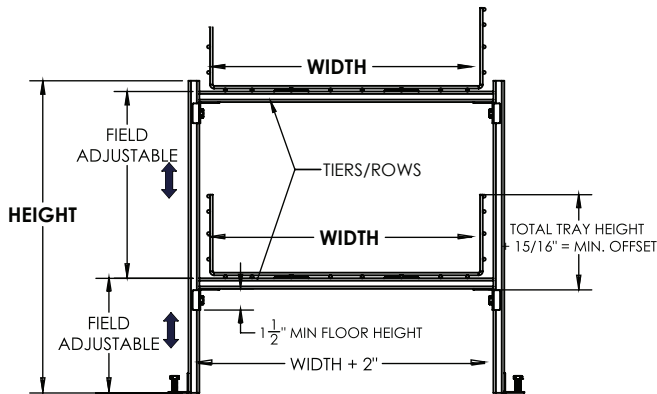
Manufactured in the USA by MonoSystems, Inc.



## MULTI-TIER ADJUSTABLE CABLE TRAY FLOOR SUPPORT

### Notes

- 1.) Each support provided as (2x) vertical support posts to specified height and (1 - 4) horizontal shelf brackets provided to specified width. Shelf bracket to vertical support post hardware provided.
- 2.) Mount assembly to floor using 3/8" hardware (by others).
- 3.) Multi-tier system is universal and also suitable for power tray, Mono rack, or trough tray products.
- 4.) Views for reference - Do not scale.



### ORDERING DATA EXAMPLE:

**SUP-XT-FLR-XXH XXW**

#### TRAY/ROWS

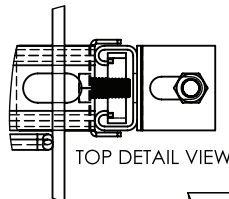
- 1 = 1 TIER
- 2 = 2 TIER
- 3 = 3 TIER
- 4 = 4 TIER

#### HEIGHT

AS REQUIRED

#### WIDTH

- 3 = 3"
- 6 = 6"
- 8 = 8"
- 10 = 10"
- 12 = 12"
- 16 = 16"
- 18 = 18"
- 20 = 20"
- 24 = 24"



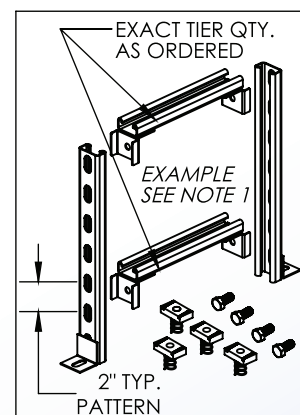
MONOMESH  
(ORDERED SEPARATELY)

1-5/8" x 7/8"  
STEEL STRUT

MM-CPL-KBT  
MONO-MESH  
TO STRUT CLIP  
2-PER SUPPORT, NO TOOLS NEEDED  
(ORDERED SEPARATELY)

1-5/8" x 7/8"  
STEEL STRUT

SEE NOTE 2



4 International Drive  
Rye Brook, NY 10573  
Toll Free: 1 888.764.7681  
Phone: 914.934.2075  
Fax: 914.934.2190  
MonoSystems.com



**MonoSystems™**  
wire management. managed.™

# Cable Tray

## X0-B494-XX

PowerTray™ Accessories

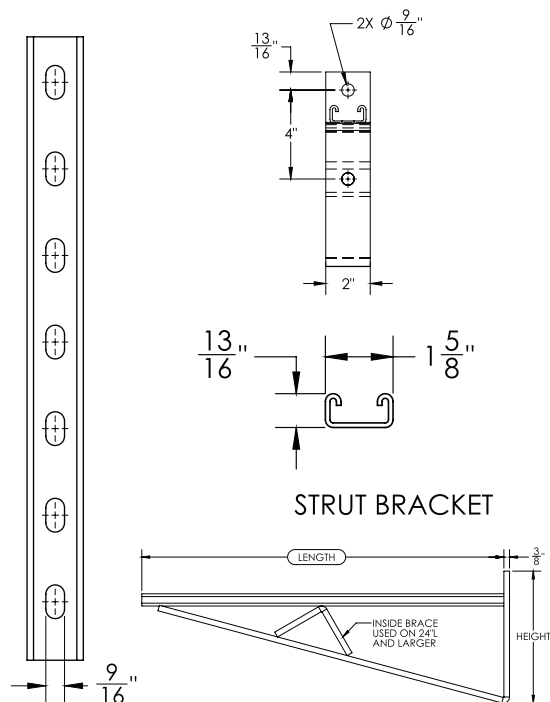
Manufactured in the USA by MonoSystems, Inc.



### SINGLE BRACED STRUT BRACKET

#### Notes

- 1.) Attach strut bracket using 1/2" hardware (by others).
- 2.) Material: 3/8" steel.
- 3.) Views for reference - do not scale.



#### ORDERING DATA EXAMPLE:

## X0-B494-XX

#### MATERIAL

G = HOT DIPPED  
GALVANIZED STEEL  
Z = ZINC PLATED  
GALVANIZED STEEL

#### LENGTH

12 = 12" L  
18 = 18" L  
24 = 24" L  
27 = 27" L  
36 = 36" L  
42 = 42" L

LENGTH	HEIGHT	UNIFORM LOAD
12"	8-3/4"	1580lbs [7.02kN]
18"	8-3/4"	1000lbs [4.45kN]
24"	8-3/4"	996lbs [4.43kN]
27"	9-1/2"	981lbs [4.36kN]
36"	11-1/4"	864lbs [3.84kN]
42"	16"	580lbs [2.58kN]

4 International Drive  
Rye Brook, NY 10573  
Toll Free: 1 888.764.7681  
Phone: 914.934.2075  
Fax: 914.934.2190  
MonoSystems.com



**MonoSystems™**  
wire management. managed.™

# Cable Tray / Ladder Tray X0-2027-X

PowerTray™ Accessories

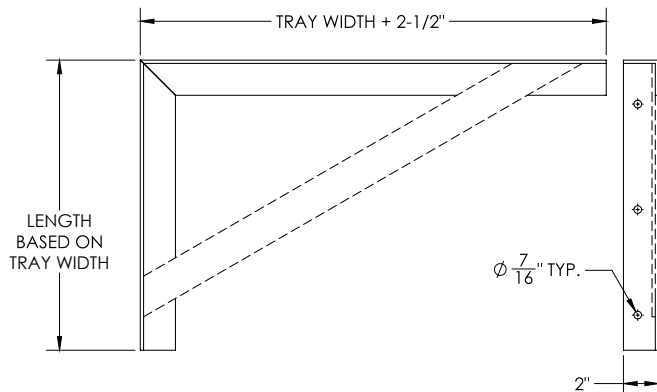
Manufactured in the USA by MonoSystems, Inc.



## WALL SUPPORT BRACKET

### Notes

- 1.) Ordered as each.
- 2.) Bracket material: 3/16" steel.
- 3.) Mounting and support hardware (by others).
- 3.) Views for reference - do not scale.



### ORDERING DATA EXAMPLE:

Insert required material, series and tray width.

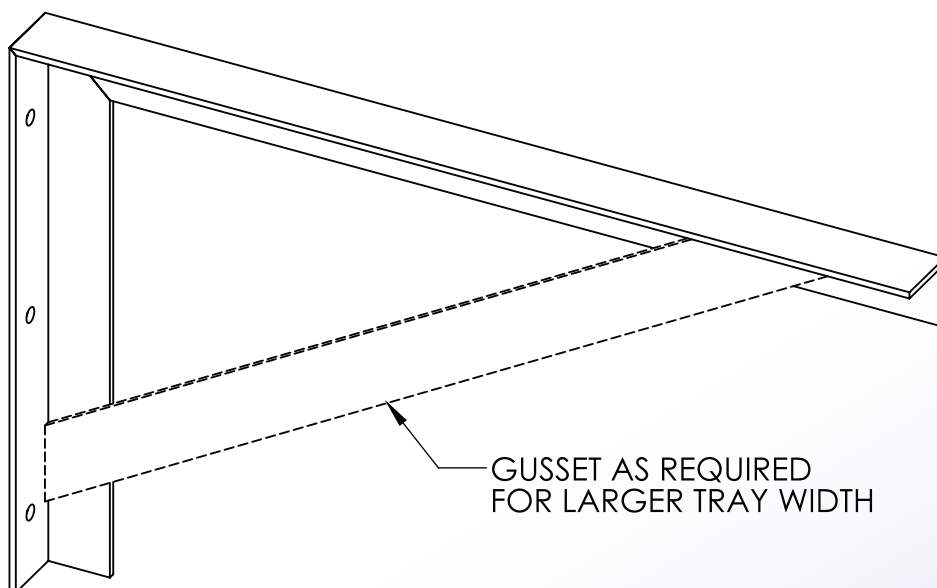
**X0-2027-XX**

#### MATERIAL

G = H.D.G.A.F.  
STEEL  
Z = ZINC PLATED  
STEEL  
A = ALUMINUM

#### SERIES

06 = 6"  
09 = 9"  
12 = 12"  
18 = 18"  
24 = 24"  
30 = 30"  
36 = 36"



GUSSET AS REQUIRED  
FOR LARGER TRAY WIDTH

4 International Drive  
Rye Brook, NY 10573  
Toll Free: 1 888.764.7681  
Phone: 914.934.2075  
Fax: 914.934.2190  
MonoSystems.com



**MonoSystems™**  
wire management. managed.

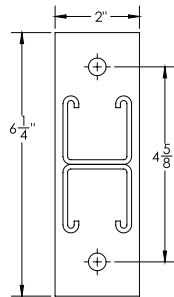
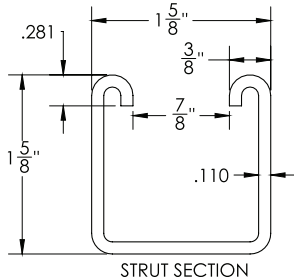
# Cable Tray XX-B297-XX

PowerTray™ Accessories

Manufactured in the USA by MonoSystems, Inc.



## CANTILEVER BRACKET, DOUBLE CHANNEL



### Notes

- 1.) Attach strut bracket using 3/8" hardware (by others).
- 2.) Bracket material: 3/8" thick x 2" steel. Strut material: 12ga. steel.
- 3.) Views for reference - do not scale.



### ORDERING DATA EXAMPLE:

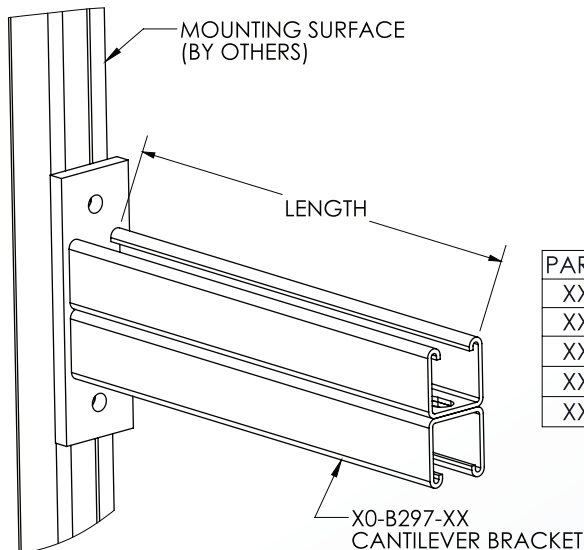
## CS-X0-B297-XX

#### MATERIAL

G = HOT DIPPED  
GALVANIZED STEEL  
Z = ZINC PLATED  
GALVANIZED STEEL

#### LENGTH

12 = 12"  
18 = 18"  
24 = 24"  
36 = 36"  
42 = 42"



PART NUMBER	UNIFORM LOAD	TRAY WIDTH
XX-B297-12	1660 (lbs)	6 & 9
XX-B297-18	1100 (lbs)	12
XX-B297-24	835 (lbs)	18
XX-B297-30	665 (lbs)	24
XX-B297-42	465 (lbs)	36

4 International Drive  
Rye Brook, NY 10573  
Toll Free: 1 888.764.7681  
Phone: 914.934.2075  
Fax: 914.934.2190  
MonoSystems.com



**MonoSystems™**  
wire management. managed.™

# Cable Tray XX-B409-XX

PowerTray™ Accessories

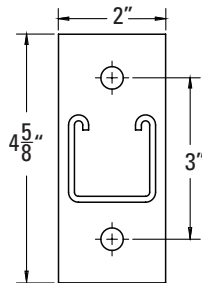
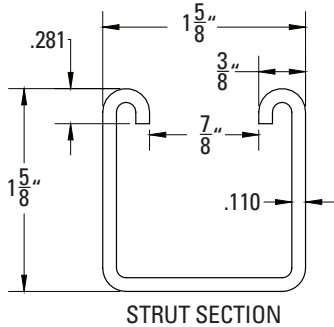
Manufactured in the USA by MonoSystems, Inc.



## CANTILEVER BRACKET

### Notes

- 1.) Attach strut bracket using 3/8" hardware (by others).
- 2.) Bracket material: 3/8" thick x 2" steel. Strut material: 12ga. steel.
- 3.) Views for reference - do not scale.



UL  
C US  
UL CLASSIFIED AS A  
GROUNDING CONDUCTOR

### ORDERING DATA EXAMPLE:

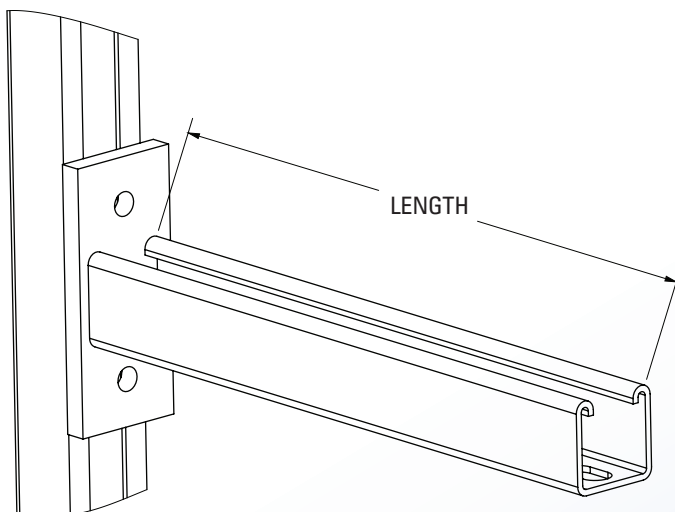
**X 0-B409-XX**

#### MATERIAL

G = HOT DIPPED  
GALVANIZED STEEL  
Z = ZINC PLATED  
GALVANIZED STEEL

#### LENGTH

12 = 12"  
18 = 18"  
24 = 24"  
30 = 30"  
42 = 42"



4 International Drive  
Rye Brook, NY 10573  
Toll Free: 1 888.764.7681  
Phone: 914.934.2075  
Fax: 914.934.2190  
MonoSystems.com



**MonoSystems™**  
wire management. managed.



# Cable Tray / Ladder Tray

## DIV-CLIP-6

## Cable Tray Accessories

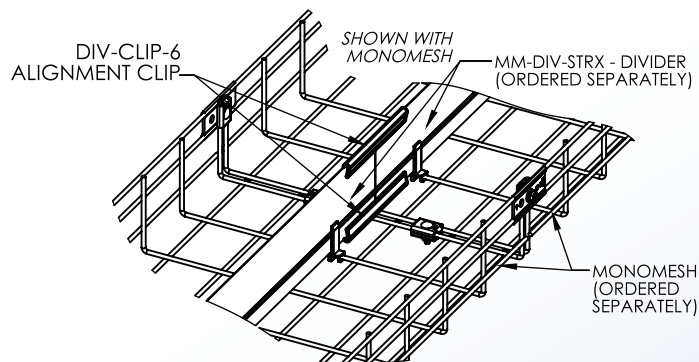
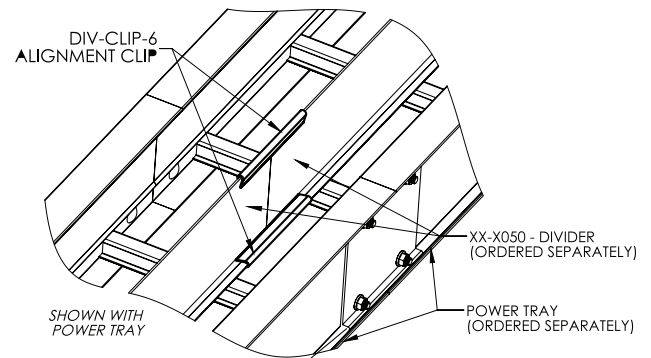
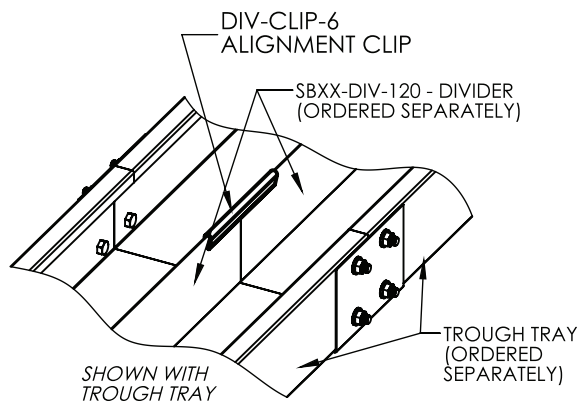
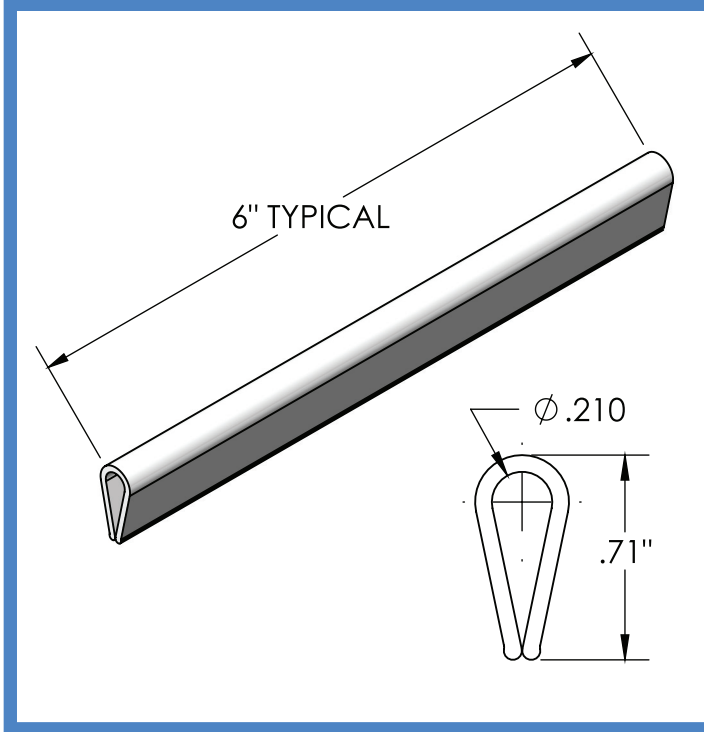
Manufactured in the USA by MonoSystems, Inc.



## DIVIDER ALIGNMENT CLIP, UNIVERSAL

### Notes

- 1.) Sold as each. Standard length: 6"
- 2.) Use as a protective covering and straight Alignment clip for adjoining divider sections.
- 3.) Material: Clear PVC. Meets UL94 flame resistance requirement.
- 4.) To install:
  - Center clip about adjoining dividers
  - Snap over the seam pressing the clip completely into place
- 5.) Views for reference - Do not scale.



### ORDERING DATA EXAMPLE:

# DIV-CLIP-6

LENGTH

6 = 6" LONG

4 International Drive  
Rye Brook, NY 10573  
Toll Free: 1 888.764.7681  
Phone: 914.934.2075  
Fax: 914.934.2190  
MonoSystems.com



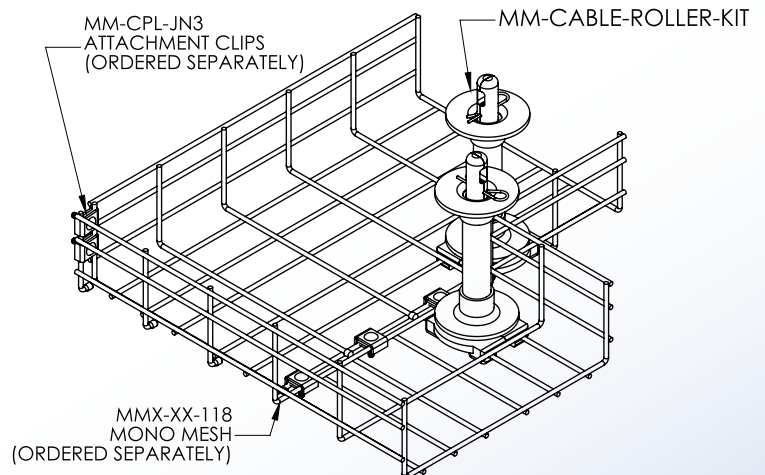
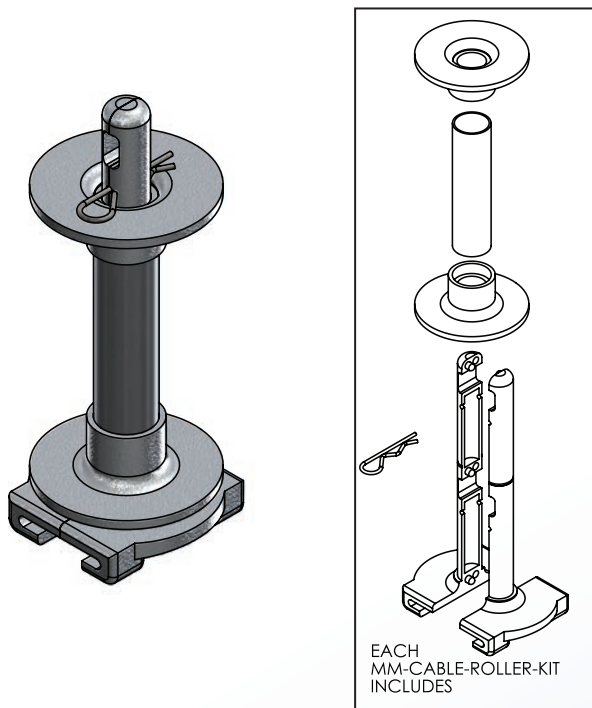
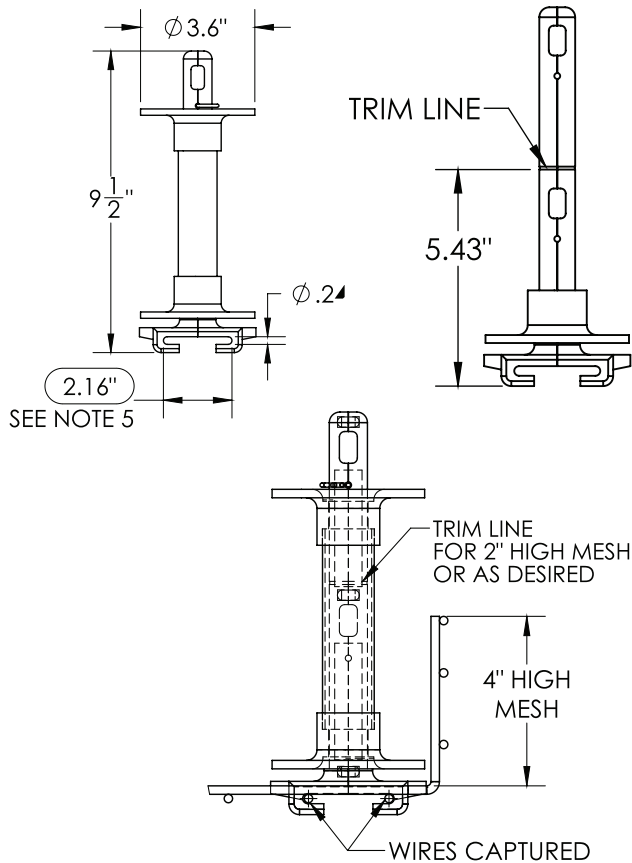
# Cable Tray / Wire Mesh Basket Tray MM-CABLE-ROLLER-KIT

**MonoMesh™ Accessories**  
MonoSystems, Inc.

## CABLE ROLLER KIT

### Notes

- 1.) Ordered as each. Cast aluminum finish.
- 2.) Protects wiring and maintains proper radius when pulling cable around bends within mesh tray.
- 3.) Height of roller is field adjustable (cutting required).
- 4.) To Install:
  - Disassemble by removing the cotter pin and pulling the hat flanges and roller tube off the top.
  - Separate the main rod halves.
  - Locate and capture the two inner longitudinal wires of the bend and pull the halves back together.
  - If using with 2" high mesh, cut the tube and halves at the trim line and deburr (process by others).
  - Slide the hat, sleeve, hat, and cotter pin back in place.
- 5.) Not for use with 2.937" Offset wire tray including: MM6-12-118, MM6-18-118, MM6-20-118, MM4-18-118. Speak with MonoSystems for more information.
- 6.) Views for reference, Do not scale.



4 International Drive  
Rye Brook, NY 10573  
Toll Free: 1 888.764.7681  
Phone: 914.934.2075  
Fax: 914.934.2190  
MonoSystems.com



# Cable Tray / Wire Mesh Basket Tray A0-32-RP

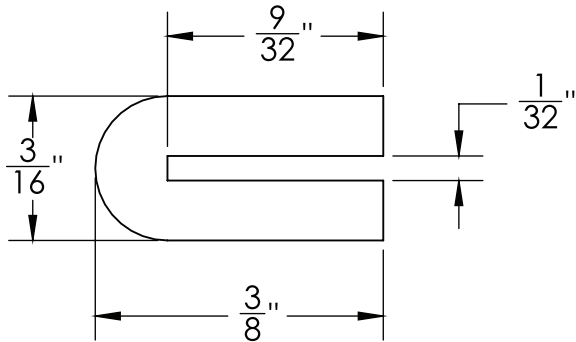
## MonoMesh™ Accessories

MonoSystems, Inc.

### EDGE TRIM & PROTECTOR STRIP

#### Notes

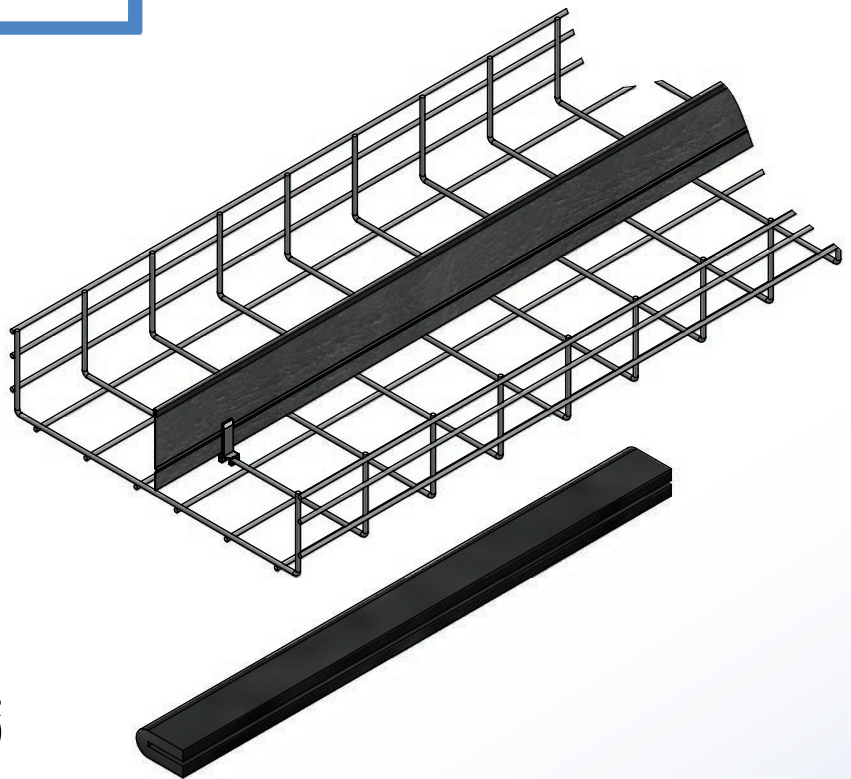
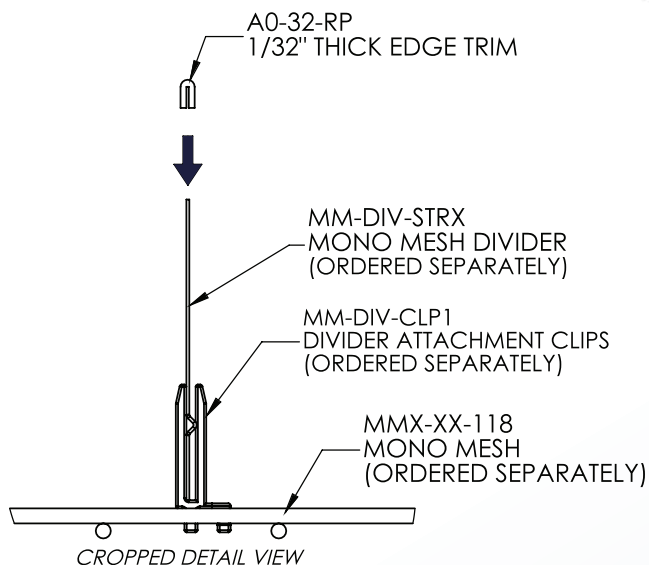
- 1.) Supplied in 50ft rolls.
- 2.) Material: neoprene rubber, temp rating: -40° F to 158° F conforms to UL-94 flammability resistance.
- 3.) To install, simply push onto edges of metal divider
- 4.) Views for reference, Do not scale.



#### ORDERING DATA EXAMPLE:

**A0-32-RP**

STYLE  
1/32" EDGE  
THICKNESS



4 International Drive  
Rye Brook, NY 10573  
Toll Free: 1 888.764.7681  
Phone: 914.934.2075  
Fax: 914.934.2190  
MonoSystems.com



# Cable Tray / Wire Mesh Basket Tray MM-SUP-CTLXX-X

**MonoMesh™ Accessories**

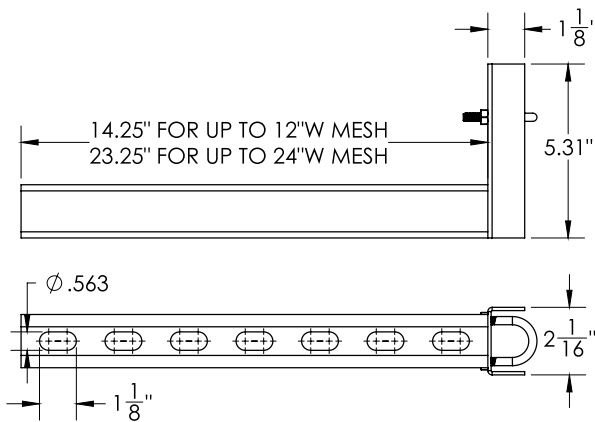
Manufactured in the USA by MonoSystems, Inc.



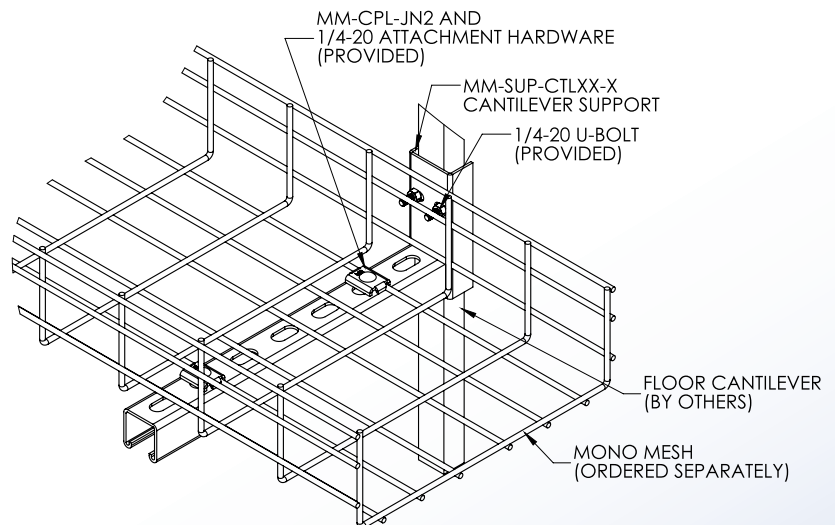
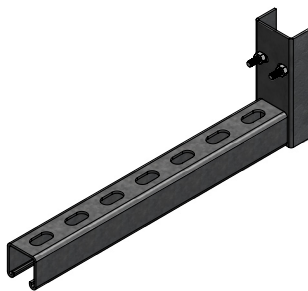
## SUPPORT SYSTEM

### Notes

- 1.) Underfloor access floor cantilever support system for cable trays up to 12" w. For wider trays, supports may be placed on alternating sides or specify "24" configuration. Consult factory for cantilever compatibility.
- 2.) Views for reference - do not scale.



FILE: E80034  
VOL.2



### ORDERING DATA EXAMPLE:

## MM-SUP-CTLXX-XX

#### MESH WIDTH

12 = UP TO 12"  
24 = UP TO 24"

#### MATERIAL

P = PRE-GALV. STEEL  
HD = STEEL HDGAF  
G = HOT DIPPED GALV.

4 International Drive  
Rye Brook, NY 10573  
Toll Free: 1 888.764.7681  
Phone: 914.934.2075  
Fax: 914.934.2190  
MonoSystems.com



**MonoSystems™**  
wire management. managed.™

# Cable Tray / MonoMesh™ TM-CPL-JN3-XX

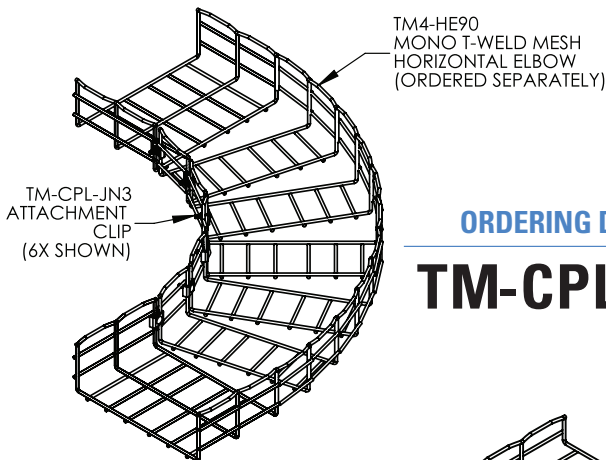
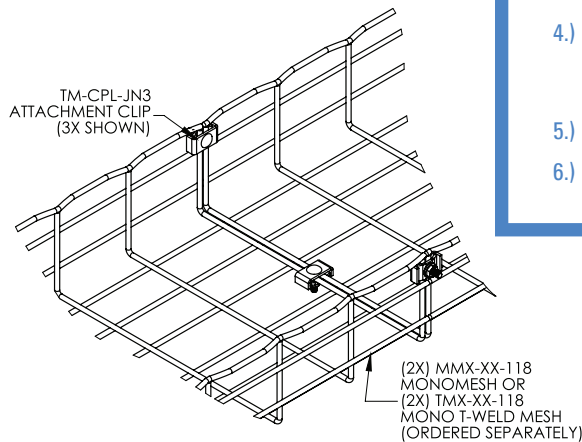
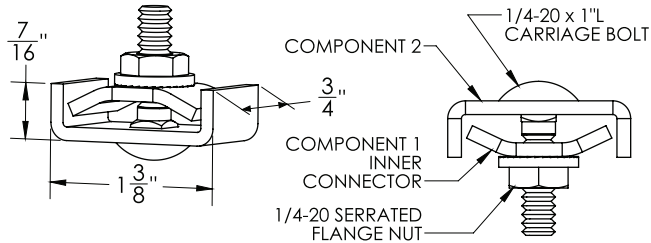
## MonoMesh™ Accessories

Manufactured by MonoSystems, Inc.

### ATTACHMENT CLIP

#### Notes:

- 1.) Each TM-CPL-JN3 ordered includes 2-piece connector (1) 1/4-20x1" carriage bolt and (1) 1/4-20 serrated flange nut. Tray ordered separately.
- 2.) Used to attach MonoMesh and/or Mono T-weld mesh cable tray. Install around wire as shown and feed a 1/4-20 carriage bolt thru hole. Capture on other side of mesh with inner connector piece & serrated nut (provided).
- 3.) Manufactured and tested in conformance with NEMA VE-1 standards.
- 4.) UL classified as an equipment ground conductor when spliced as recommended and coating (if applicable) has been completely removed at splice contact points.
- 5.) Recommended torque for 1/4" fasteners: 12 ft-lbs [16.3 N-M].
- 6.) Views for reference - do not scale.

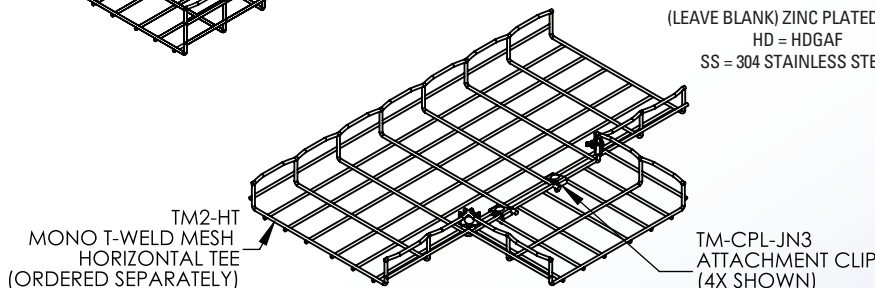


#### ORDERING DATA EXAMPLE:

## TM-CPL-JN3-XX

#### MATERIAL

(LEAVE BLANK) ZINC PLATED STEEL  
HD = HDGAF  
SS = 304 STAINLESS STEEL



TRAY TYPE (X) M = MONOMESH T = T-WELD MESH	NORMAL WIDTH	QTY OF SIDE CLIPS	QTY OF BOTTOM CLIPS	TOTAL QTY OF JN3'S REQUIRED
2 INCH LOAD DEPTH X 118" LONG				
XM2-3-118	3"	2	0	2
XM2-6-118	6"	2	1	3
XM2-10-118	10"	2	1	3
XM2-12-118	12"	2	1	3
XM2-20-118	20"	2	3	5
XM2-24-118	24"	2	3	5
4 INCH LOAD DEPTH X 118" LONG				
XM4-6-118	6"	2	1	3
XM4-8-118	8"	2	1	3
XM4-12-118	12"	2	1	3
XM4-16-118	16"	2	2	4
XM4-18-118	18"	2	2	4
XM4-24-118	24"	2	3	5
XM4-36-118	36"	2	4	6
6 INCH LOAD DEPTH X 118" LONG				
XM6-8-118	8"	4	0	4
XM6-12-118	12"	4	1	5
XM6-16-118	16"	4	2	6
XM6-18-118	18"	4	2	6
XM6-24-118	24"	4	3	7

4 International Drive  
Rye Brook, NY 10573  
Toll Free: 1 888.764.7681  
Phone: 914.934.2075  
Fax: 914.934.2190  
MonoSystems.com





# Cable Tray / Wire Mesh Basket Tray TM-CPL-FL

## MonoMesh™ Accessories

Manufactured by MonoSystems, Inc.

### FAST LOCK CONNECTOR

#### Notes:

- 1.) Ordered as each.
- 2.) Used to quickly attach MonoMesh cable tray sections without the need for additional hardware.
- 3.) Install around wire as shown. Bend flanges to capture wires in place. Bend tabs over and sides in to completely secure to tray.
- 4.) Manufactured and tested in conformance with NEMA VE-1 standards.
- 5.) UL classified as an equipment ground conductor when spliced as recommended and coating (if applicable) has been completely removed at splice contact points.
- 6.) Views for reference - do not scale.



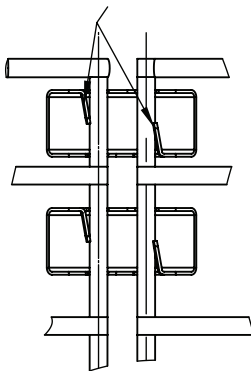
#### ORDERING DATA EXAMPLE:

**TM-CPL-FL-XX**

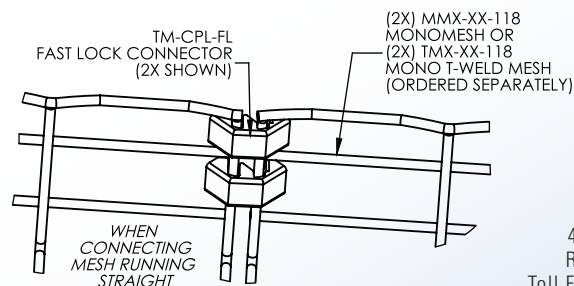
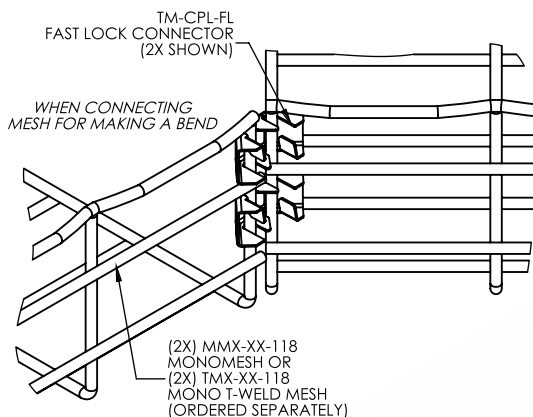
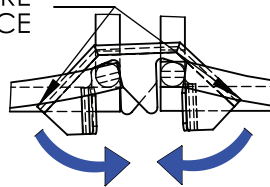
#### MATERIAL

(LEAVE BLANK) ZINC PLATED STEEL  
SS = 304 STAINLESS STEEL

① BEND TABS  
TO CAPTURE WIRES



② BEND TO SECURE  
IN PLACE



TRAY TYPE (X) M = MONOMESH T = T-WELD MESH	NORMAL WIDTH	QTY OF SIDE FL'S	QTY OF BOTTOM FL'S	TOTAL QTY OF FL'S REQUIRED
2 INCH LOAD DEPTH X 118" LONG				
XM2-3-118	3"	2	1	3
XM2-6-118	6"	2	1	3
XM2-10-118	10"	2	1	3
XM2-12-118	12"	2	2	4
XM2-20-118	20"	2	3	5
XM2-24-118	24"	2	3	5
4 INCH LOAD DEPTH X 118" LONG				
XM4-6-118	6"	4	1	5
XM4-8-118	8"	4	1	5
XM4-12-118	12"	4	2	6
XM4-16-118	16"	4	2	6
XM4-18-118	18"	4	2	6
XM4-24-118	24"	4	3	7
XM4-36-118	36"	4	4	8
6 INCH LOAD DEPTH X 118" LONG				
XM6-8-118	8"	4	1	5
XM6-12-118	12"	4	2	6
XM6-16-118	16"	4	2	6
XM6-18-118	18"	4	2	6
XM6-24-118	24"	4	3	7

4 International Drive  
Rye Brook, NY 10573  
Toll Free: 1 888.764.7681  
Phone: 914.934.2075  
Fax: 914.934.2190  
MonoSystems.com

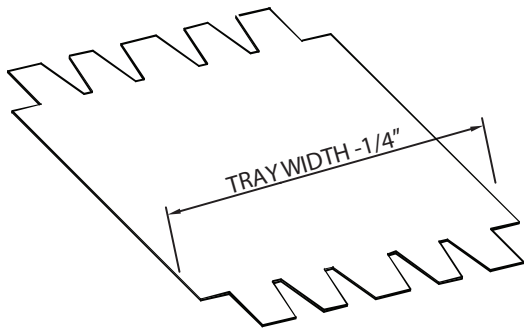


# Cable Tray / Wire Mesh Basket Tray INS-XX

## MonoMesh™ Accessories

Manufactured by MonoSystems, Inc.

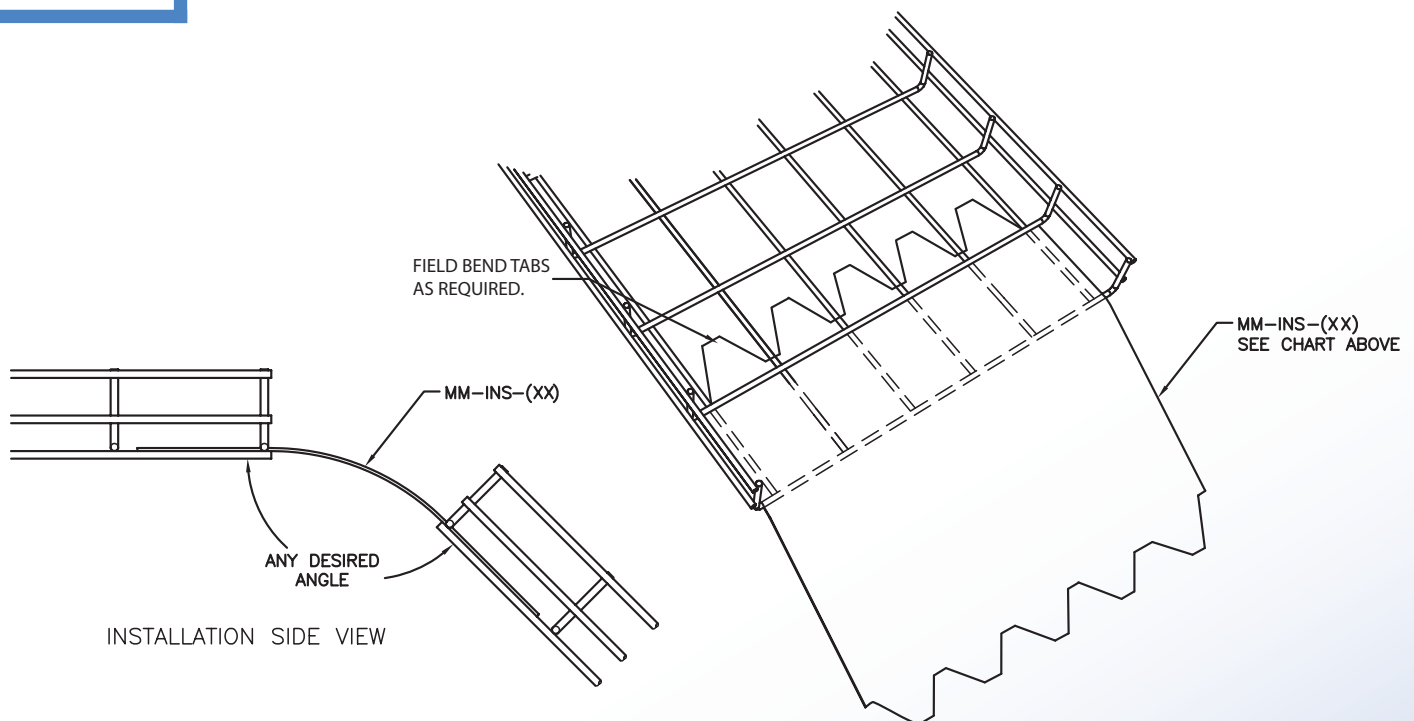
### BEND PLATE SYSTEM



CONSTRUCTED OF 0.040" ALUMINUM



Dropout Part Number	Use with Tray Width
MM-INS-03	3"
MM-INS-06	6"
MM-INS-08	8"
MM-INS-10	10"
MM-INS-12	12"
MM-INS-16	16"
MM-INS-18	18"
MM-INS-20	20"
MM-INS-24	24"



4 International Drive  
Rye Brook, NY 10573  
Toll Free: 1 888.764.7681  
Phone: 914.934.2075  
Fax: 914.934.2190  
MonoSystems.com





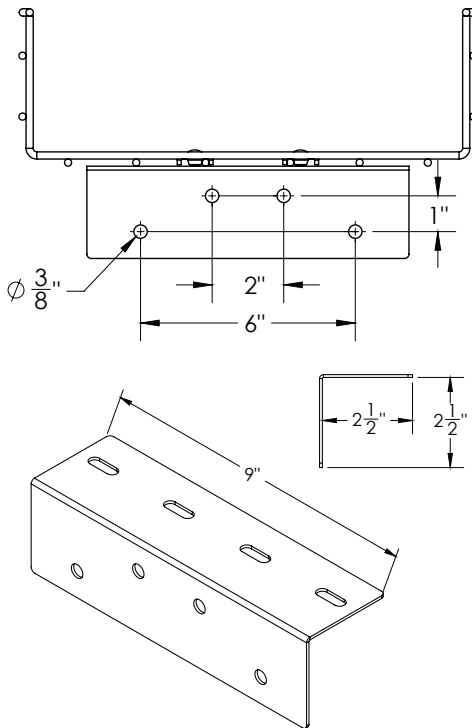
# Cable Tray / Wire Mesh Basket Tray

## CS-TM-WTB-9

## MonoMesh™ Accessories

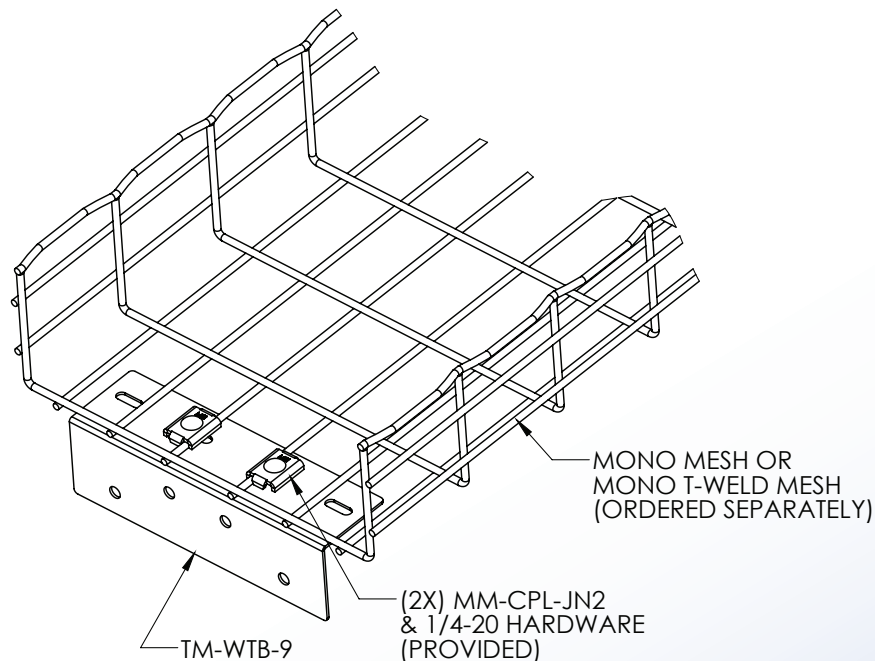
Manufactured by MonoSystems, Inc.

### WALL TERMINATION BRACKET, 9"L



#### Notes:

- 1.) Material: 14GA galv. steel.
- 2.) Use to support mesh tray when terminated at a wall.
- 3.) Ordered as each. Includes 1 bracket and 1-pair of MM-CPL-JN2 attachment clips and hardware.
- 4.) To install: Mount TM-WTB-9 bracket to wall using up to 3/8" hardware (by others). Place mesh above bracket as shown. Attach MM-CPL-JN2 (provided) to mesh longitudinal wire and capture with 1/4-20 hardware (ordered separately) around mesh wire as shown.
- 5.) Views for reference - do not scale.



4 International Drive  
Rye Brook, NY 10573  
Toll Free: 1 888.764.7681  
Phone: 914.934.2075  
Fax: 914.934.2190  
MonoSystems.com



# Cable Tray / Wire Mesh Basket Tray

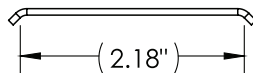
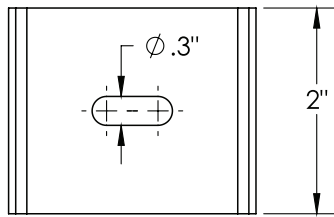
## TM-CPL-JN5-XX

**MonoMesh™ Accessories**  
Manufactured by MonoSystems, Inc.

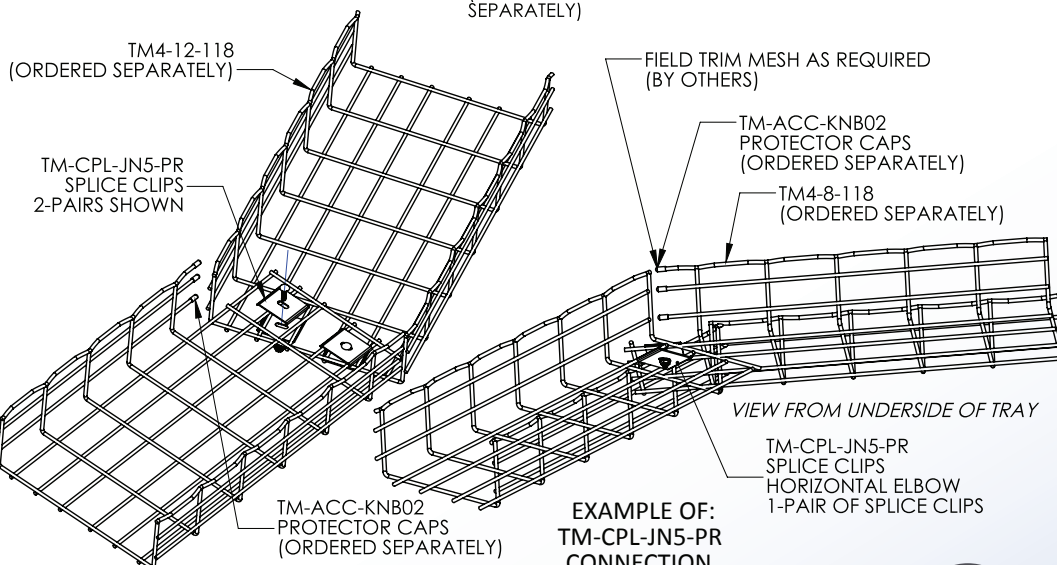
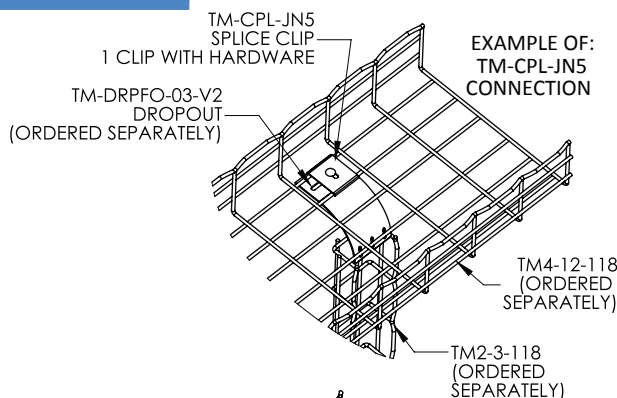
### HORIZONTAL ELBOW SPLICE CLIP SET

#### Notes:

- 1.) TM-CPL-JN5 clip/s can be used to:
  - Quickly create horizontal bend angles by clamping together multiple field cut sections of MonoMesh as necessary.
  - As a stand-alone clip in lieu of TM-CPL-JN2's or in cases when a TM-CPL-JN2 will not reach the adjacent wires. (For example with select cable drop outs).
- 2.) Note: part will not work on transverse wires, or wires spanning an offset of more than 2.18" (For example with sharp tees).
- 3.) Manufactured and tested in conformance with NEMA VE-1 standards.
- 4.) Views for reference, do not scale.



FOR USE WITH MESH WIRE  
OFFSETS OF 2.18" OR LESS



#### ORDERING DATA EXAMPLE:

**TM-CPL-JN5-XX-XX**

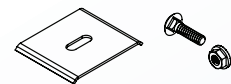
#### MATERIAL

(LEAVE BLANK) G90 GALV. STEEL  
HD = HDGAF  
SS4 = 304 STAINLESS STEEL

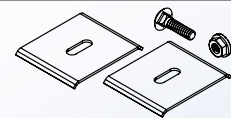
#### PACKAGED

OMIT/LEAVE BLANK =  
(1) CLIP, (1) 1/4-20x1" CARRIAGE BOLT,  
AND (1) 1/4-20 SERRATED FLANGE NUT  
-PR = (2) CLIPS, (1) 1/4-20x1" CARRIAGE BOLT,  
AND (1) 1/4-20 SERRATED FLANGE NUT

EACH TM-CPL-JN5  
INCLUDES:



EACH TM-CPL-JN5-PR  
INCLUDES:



4 International Drive  
Rye Brook, NY 10573  
Toll Free: 1 888.764.7681  
Phone: 914.934.2075  
Fax: 914.934.2190  
MonoSystems.com



# Cable Tray / Wire Mesh Basket Tray

## TM-GL-IK1

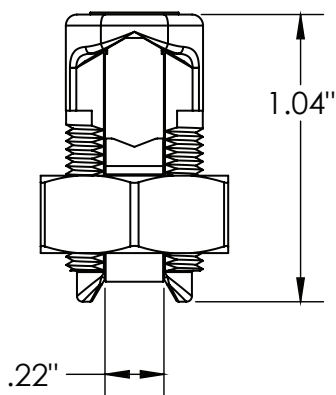
## MonoMesh™ Accessories

Manufactured by MonoSystems, Inc.

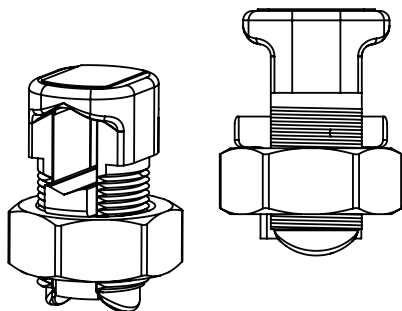
### MONOMESH GROUNDING SPLIT BOLT

#### Notes:

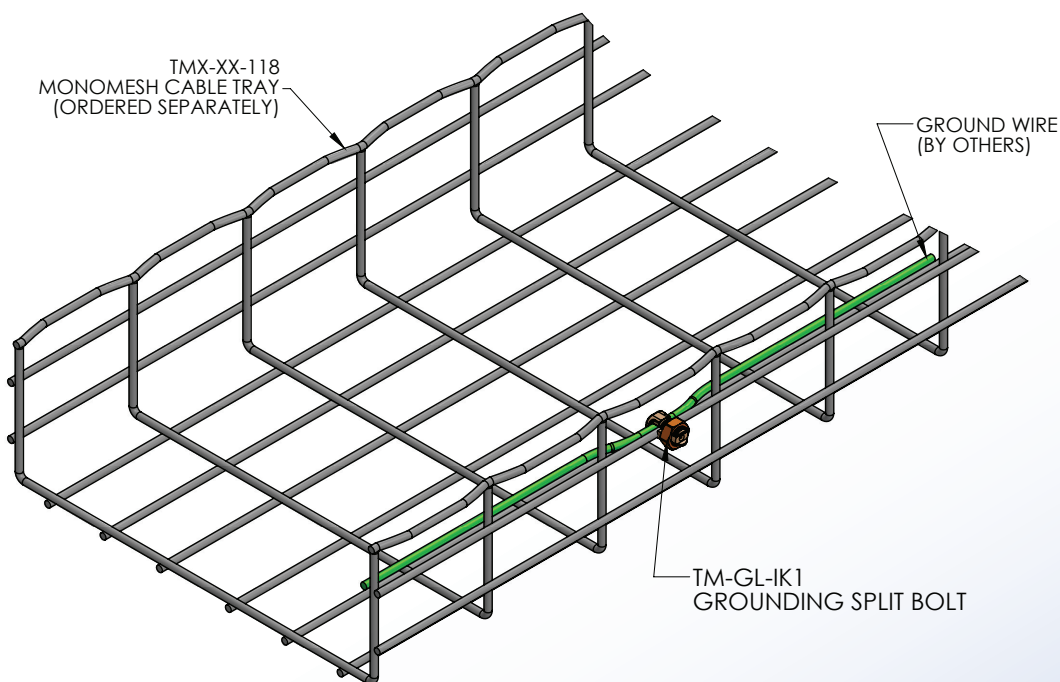
- 1.) Each TM-GL-IK1 ordered separately.
- 2.) Assembly Instructions:  
Attach grounding split bolt to outer mesh longitudinal wire capture wire (conductor size #6 SOL. - 8AWG STR).  
Tighten nut to lock conductor wire in place against mesh wire.
- 3.) Material: High strength copper alloy. Voltage rating: 600V.
- 4.) UL classified as an equipment ground conductor when used as recommended and Mono-Mesh coating (if applicable) has been completely removed at lug contact points.
- 5.) Views for reference, do not scale.



US Classified as a  
Grounding Conductor



TMX-XX-118  
MONOMESH CABLE TRAY  
(ORDERED SEPARATELY)



4 International Drive  
Rye Brook, NY 10573  
Toll Free: 1 888.764.7681  
Phone: 914.934.2075  
Fax: 914.934.2190  
MonoSystems.com



**MonoSystems™**  
Expect. Direct.

# Cable Tray / Wire Mesh Basket Tray

## MM-ACC-KNB02

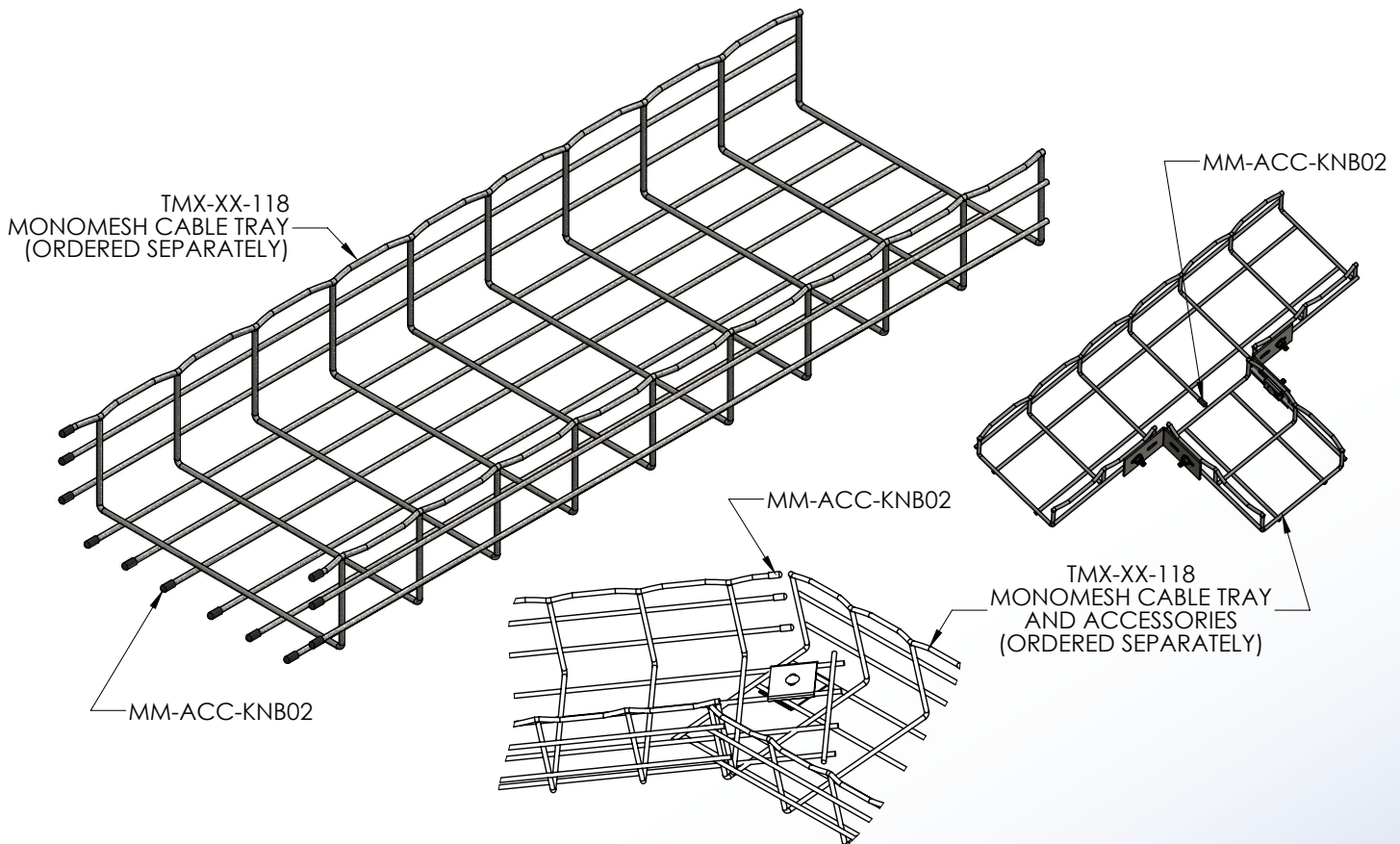
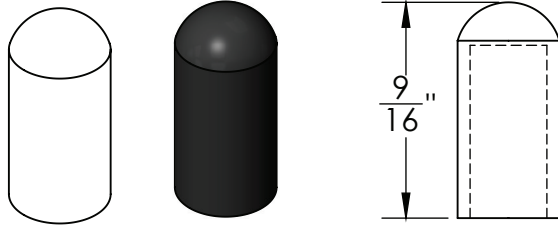
## MonoMesh™ Accessories

Manufactured by MonoSystems, Inc.

### WIRE END PROTECTOR CAPS

#### Notes:

- 1.) Each MM-ACC-KNB02 ordered includes (100) caps.
- 2.) Material: Black vinyl. Resistant to tearing, cracking, or splitting.
- 3.) For all Mono T-Weld mesh protruding wire ends and conventional mesh wires 0.18~0.21" in diameter.
- 4.) Installs quickly and eliminates the need for laborious deburring or filing of wire ends after trimming.
- 5.) Views for reference, do not scale.



4 International Drive  
Rye Brook, NY 10573  
Toll Free: 1 888.764.7681  
Phone: 914.934.2075  
Fax: 914.934.2190  
MonoSystems.com



# Cable Tray / Wire Mesh Basket Tray

## TM-ATT-BRK2

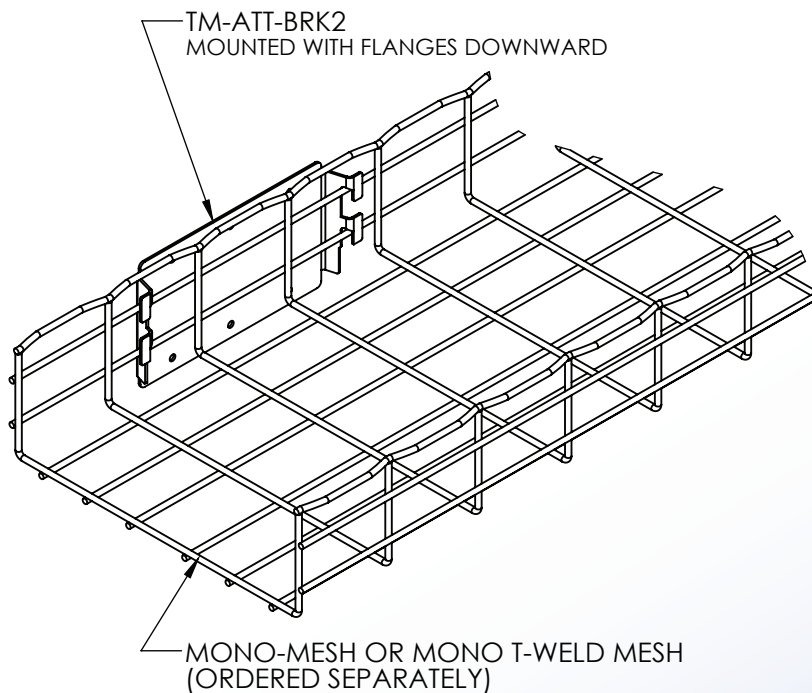
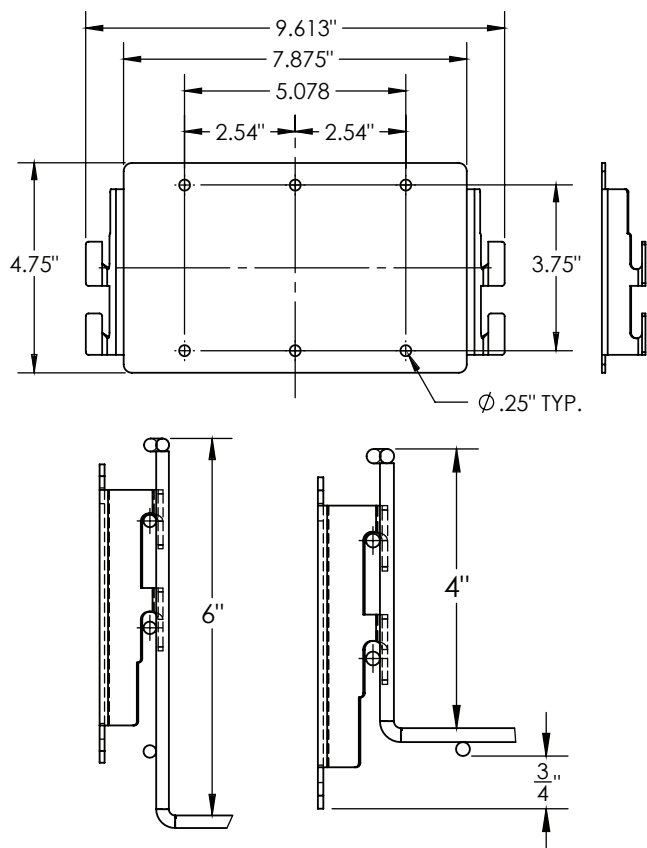
## MonoMesh™ Accessories

Manufactured by MonoSystems, Inc.

### ATTACHMENT BRACKET FOR USE WITH 4"H OR 6"H MESH

#### Notes:

- 1.) Ordered as each. Bracket material: 14GA galv. steel.  
Can be used with TM- (T-Weld) or MM- style MonoMesh.
- 2.) Bracket for attaching boxes or accessories to mesh.  
Use provided holes or field drill holes in bracket as required.
- 3.) To Install: Orient bracket and slide in place capturing lower two Side wires (4"H mesh) or middle two side wired (6"H mesh).  
Tabs can be field bent over wires if desired.
- 4.) Views for reference, do not scale.



4 International Drive  
Rye Brook, NY 10573  
Toll Free: 1 888.764.7681  
Phone: 914.934.2075  
Fax: 914.934.2190  
MonoSystems.com



**MonoSystems™**  
Expect. Direct.



# Cable Tray / Wire Mesh Basket Tray

## MM-CPL-KBT

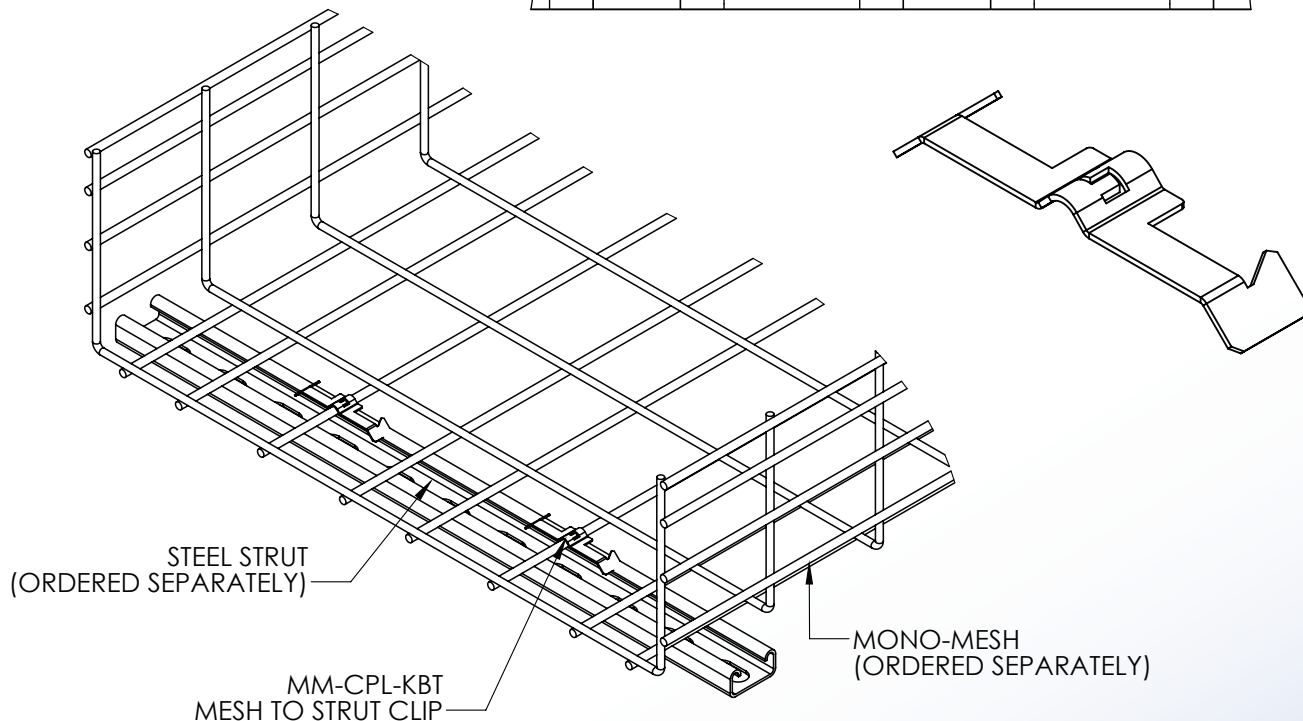
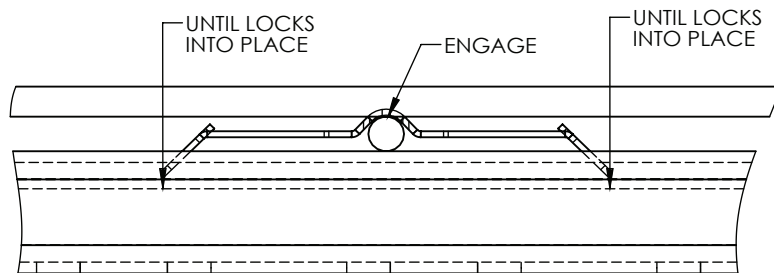
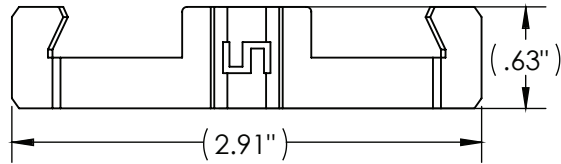
## MonoMesh™ Accessories

Manufactured by MonoSystems, Inc.

### MONOMESH TO STRUT CLIP

#### Notes:

- 1.) Attach MM-CPL-KBT clip to mesh longitudinal wire and press down until clip flanges locks into place on strut.
- 2.) No tools required for clip installation. Fits tray wires from 4mm to 8mm [3/16" to 5/16"]. For positioning only (no load rating).
- 3.) Views for reference, do not scale.



4 International Drive  
Rye Brook, NY 10573  
Toll Free: 1 888.764.7681  
Phone: 914.934.2075  
Fax: 914.934.2190  
MonoSystems.com



# Cable Tray / Wire Mesh Basket Tray

## TM-ACC-KNB02

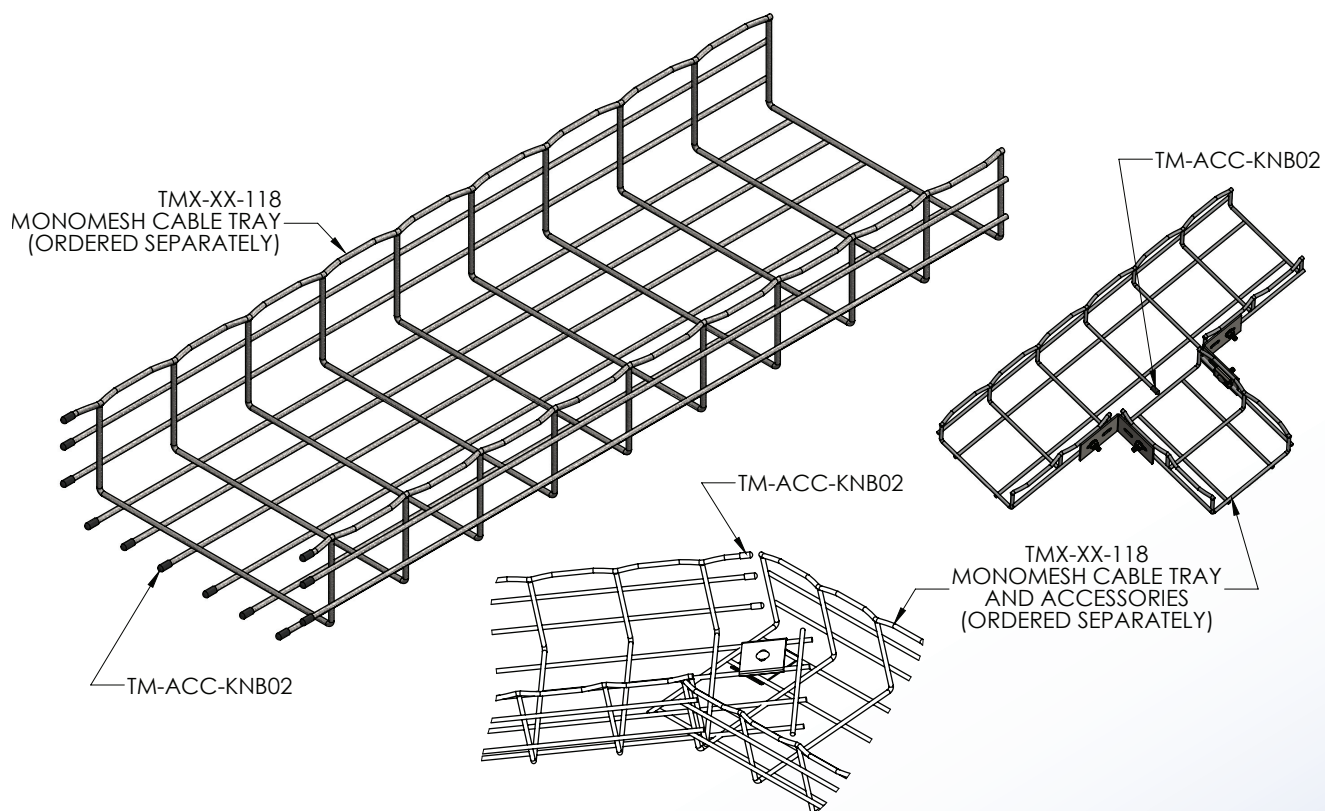
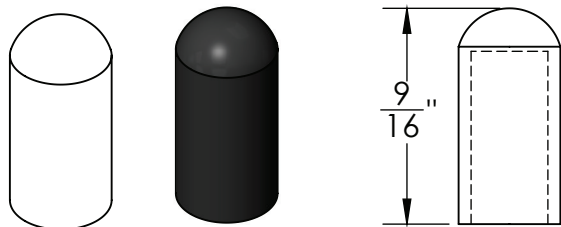
## MonoMesh™ Accessories

Manufactured by MonoSystems, Inc.

### WIRE END PROTECTOR CAPS

#### Notes:

- 1.) Each TM-ACC-KNB02 ordered includes (100) caps.
- 2.) Material: Black vinyl. Resistant to tearing, cracking, or splitting.
- 3.) For all Mono T-Weld Mesh protruding wire ends and conventional mesh wires 0.18~0.21" in diameter.
- 4.) Installs quickly and eliminates the need for laborious deburring or filing of wire ends after trimming.
- 5.) Views for reference, do not scale.



4 International Drive  
Rye Brook, NY 10573  
Toll Free: 1 888.764.7681  
Phone: 914.934.2075  
Fax: 914.934.2190  
MonoSystems.com





# Cable Tray / Wire Mesh Basket Tray

## TM-CPL-ANG90-PR

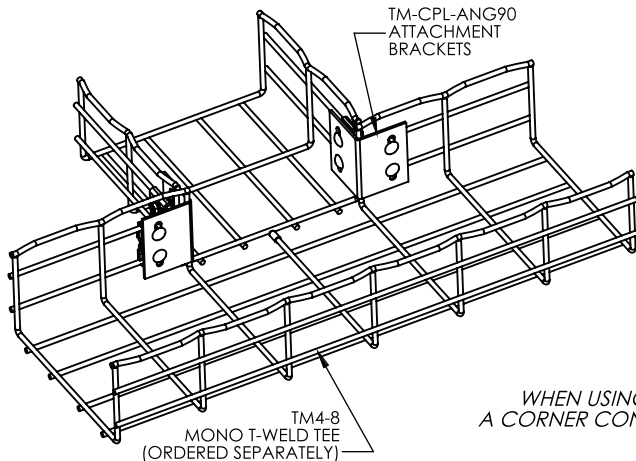
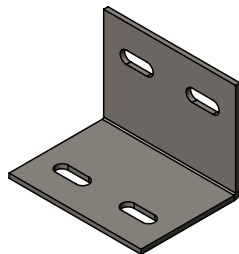
## MonoMesh™ Accessories

Manufactured by MonoSystems, Inc.

### 90° CORNER BRACKET, 4" & 6" HIGH T-WELD MESH

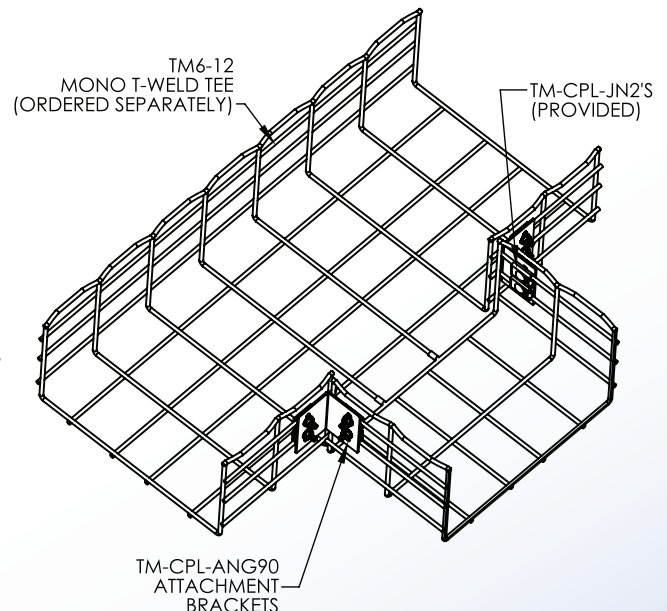
#### Notes:

- 1.) Ordered as a pair. Each TM-CPL-ANG90-PR includes:  
(2) 90° attachment brackets, (8) TM-CPL-JN2 attachment clips, and attachment hardware.
- 2.) Attach TM-CPL-ANG90 bracket to outer mesh corner using with TM-CPL-JN2 clip and serrated nut 1/4-20 x 1" long carriage bolt, capture on other side of mesh.
- 3.) Recommended torque for 1/4" fasteners: 12 ft-lbs [16.3 N-m].
- 4.) For coupling sides of 2"H T-weld mesh use part TM2-CPL-ANG90-PR.
- 5.) Views for reference, do not scale.



WHEN USING AS  
A CORNER CONNECTOR

EACH TM-CPL-ANG90-PR INCLUDES:	
	(2) ATTACHMENT BRACKETS,
	(8) TM-CPL-JN2 MESH CLIP
	(8) Z0-0033 1/4-20x1" CARRIAGE BOLT
	(8) Z0-0036 SERRATED FLANGED NUT



#### ORDERING DATA EXAMPLE:

## TM-CPL-ANG90-XX-PR

#### MATERIAL

(LEAVE BLANK) ZINC PLATED STEEL  
HD = HDGAF  
SS = 304 STAINLESS STEEL

4 International Drive  
Rye Brook, NY 10573  
Toll Free: 1 888.764.7681  
Phone: 914.934.2075  
Fax: 914.934.2190  
MonoSystems.com



# Cable Tray / Wire Mesh Basket Tray

## TM-CVR-CLP1

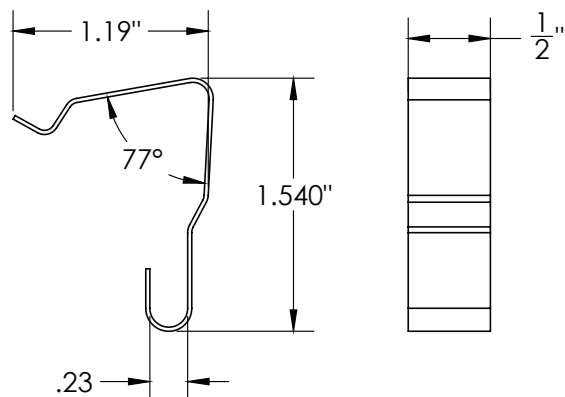
## MonoMesh™ Accessories

Manufactured by MonoSystems, Inc.

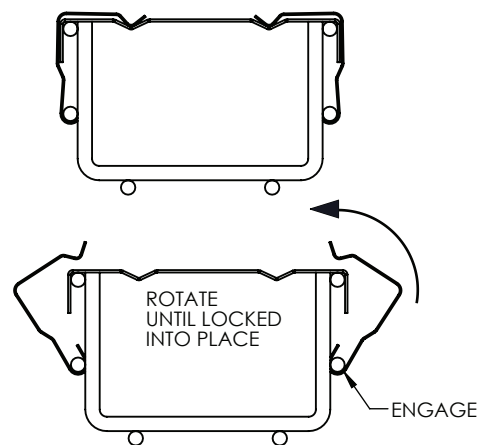
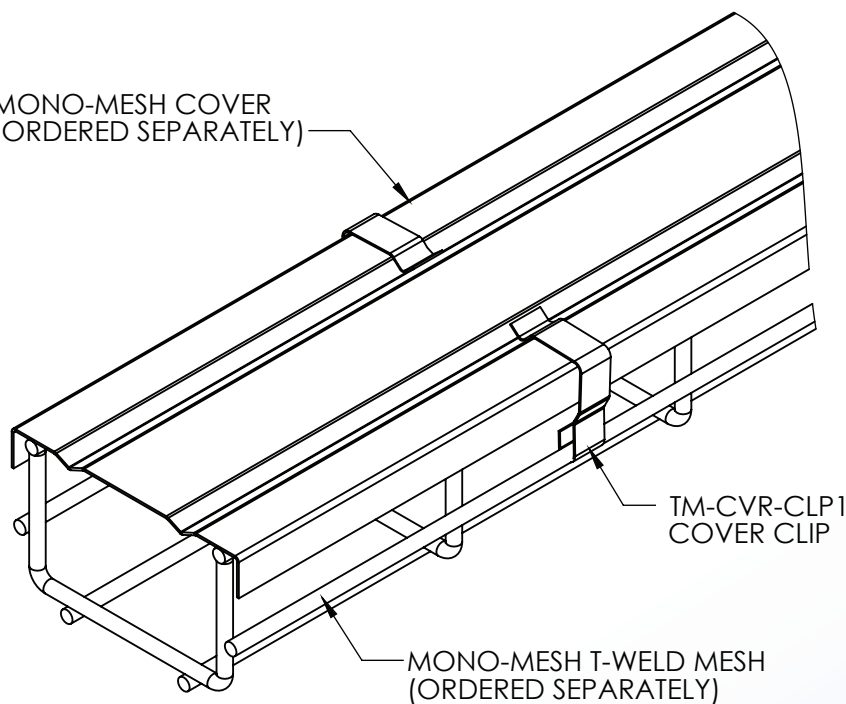
### COVER CLIP

#### Notes:

- 1.) Attach cover clip to mesh longitudinal wire and press forward onto cover until clip locks into place.
- 2.) Clip material: 0.025" X .5" T301SS half-hard.
- 3.) Views for reference, do not scale.



MONO-MESH COVER  
(ORDERED SEPARATELY)



4 International Drive  
Rye Brook, NY 10573  
Toll Free: 1 888.764.7681  
Phone: 914.934.2075  
Fax: 914.934.2190  
MonoSystems.com



# Cable Tray / Wire Mesh Basket Tray

## TM-DIV-CLP1

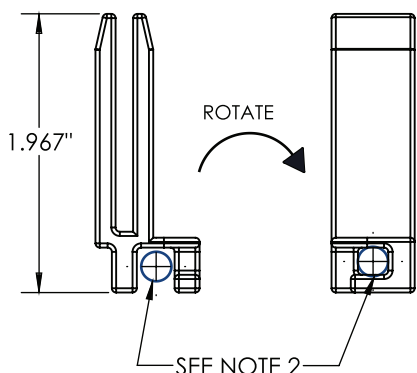
## MonoMesh™ Accessories

Manufactured by MonoSystems, Inc.

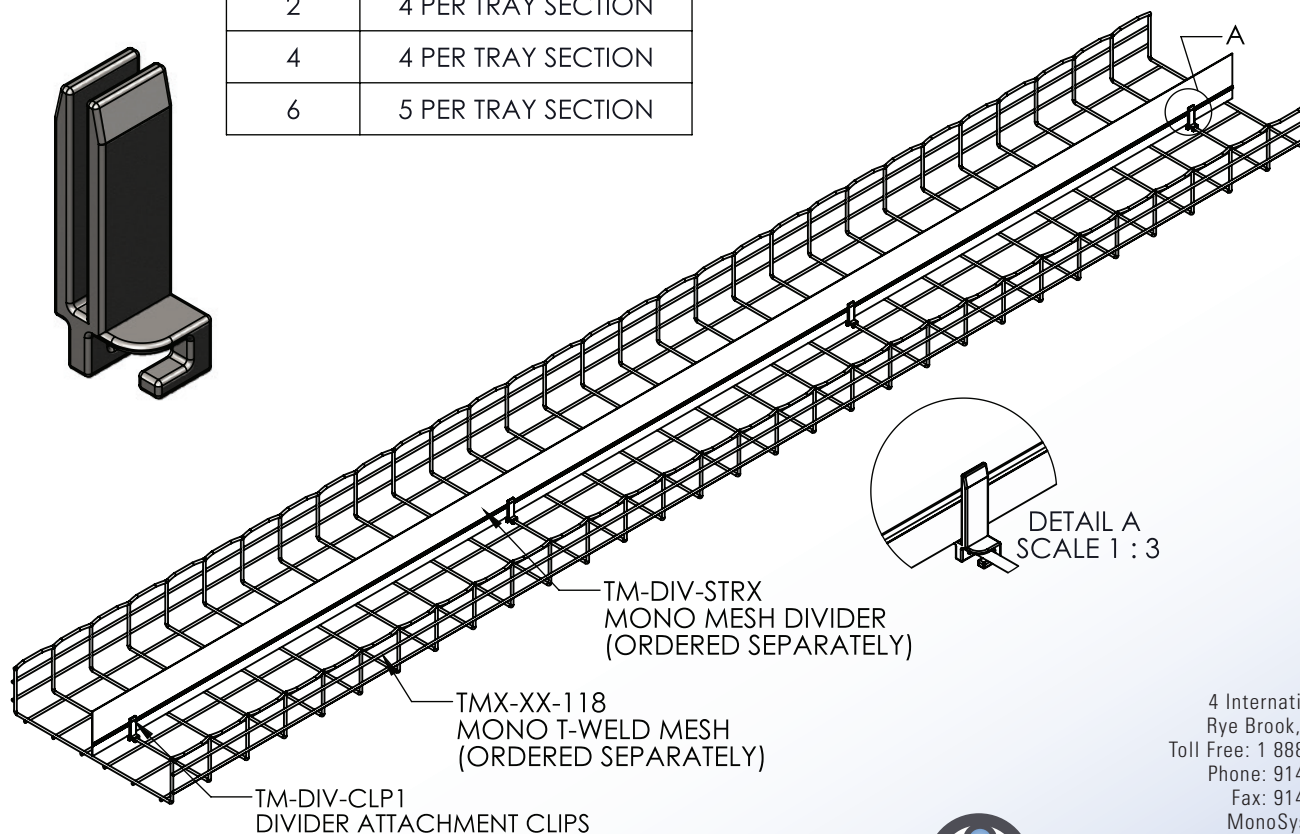
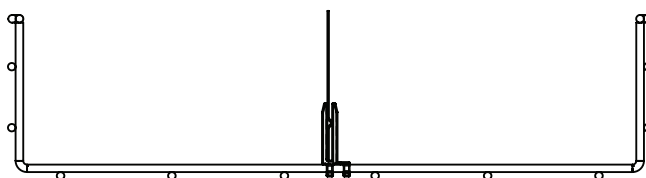
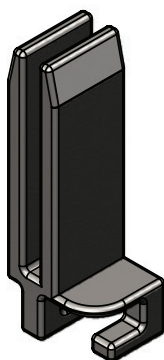
### DIVIDER ATTACHMENT CLIP

#### Notes:

- 1.) Ordered as each. Use for the attachment of TM-DIV-STRX MonoMesh divider strips (ordered separately).
- 2.) To install: position TM-DIV-CLP1 divider attachment clips to mesh and capture around mesh wire by rotating clip 90°. Snap divider (ordered separately) downward into clips.
- 3.) Views for reference, do not scale.



DIVIDER HEIGHT	MINIMUM DIVIDER CLIPS REQUIRED
2	4 PER TRAY SECTION
4	4 PER TRAY SECTION
6	5 PER TRAY SECTION



4 International Drive  
Rye Brook, NY 10573  
Toll Free: 1 888.764.7681  
Phone: 914.934.2075  
Fax: 914.934.2190  
MonoSystems.com



# Cable Tray / Wire Mesh Basket Tray

## TM-DIV-CLP1

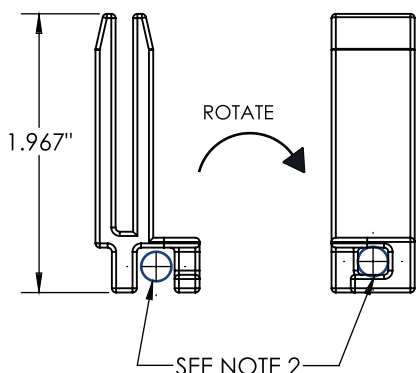
## MonoMesh™ Accessories

Manufactured by MonoSystems, Inc.

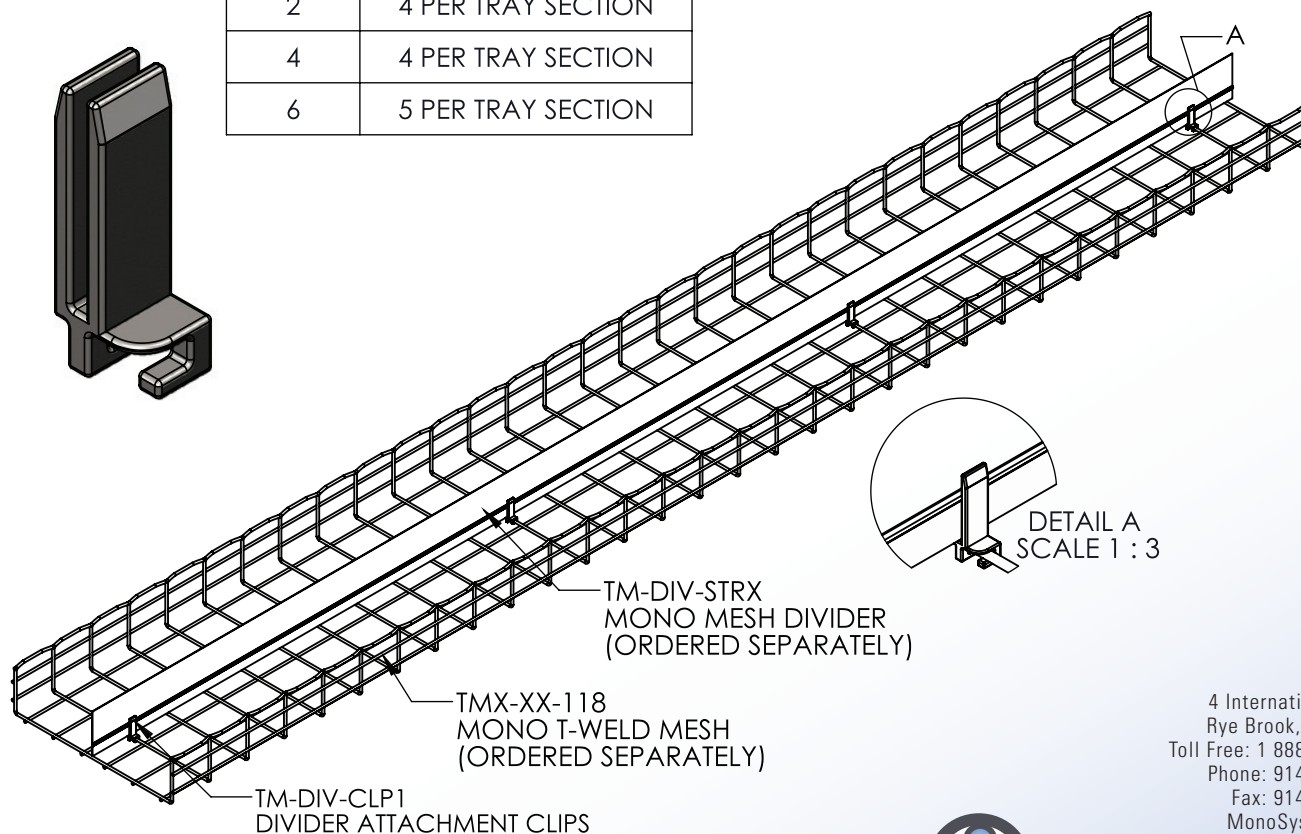
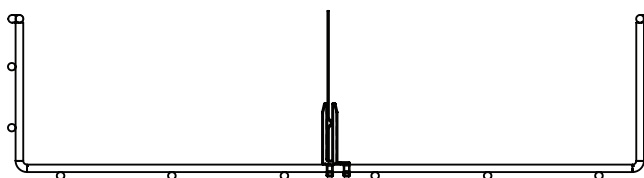
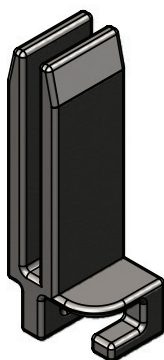
### DIVIDER ATTACHMENT CLIP

#### Notes:

- 1.) Ordered as each. Use for the attachment of TM-DIV-STRX MonoMesh divider strips (ordered separately).
- 2.) To install: position TM-DIV-CLP1 divider attachment clips to mesh and capture around mesh wire by rotating clip 90°. Snap divider (ordered separately) downward into clips.
- 3.) Views for reference, do not scale.



DIVIDER HEIGHT	MINIMUM DIVIDER CLIPS REQUIRED
2	4 PER TRAY SECTION
4	4 PER TRAY SECTION
6	5 PER TRAY SECTION



4 International Drive  
Rye Brook, NY 10573  
Toll Free: 1 888.764.7681  
Phone: 914.934.2075  
Fax: 914.934.2190  
MonoSystems.com



# Cable Tray / Wire Mesh Basket Tray

## TM-DIV-STRX

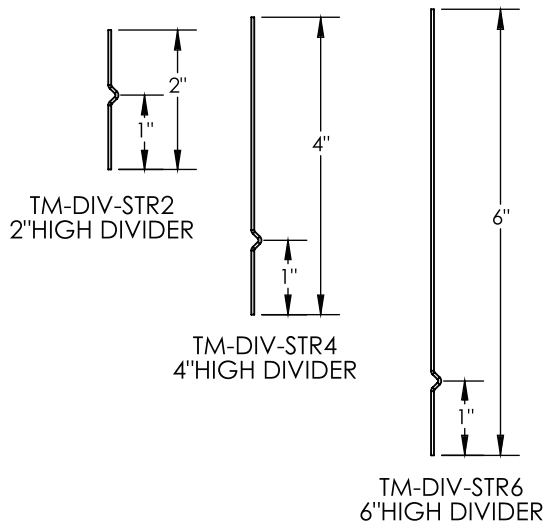
## MonoMesh™ Accessories

Manufactured by MonoSystems, Inc.

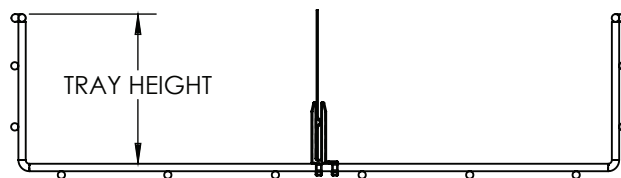
### MONOMESH DIVIDER STRIP

#### Notes:

- 1.) Ordered as each. Supplied standard in 10ft lengths allowing for mating tray coverage and alignment overlap with adjacent runs. Use to create multiple compartments within a straight length of MonoMesh.
- 2.) To install: position TM-DIV-CLP1 divider attachment clips (Ordered separately) to mesh and capture around mesh wire by rotating clip 90°. Snap divider downward into clips.
- 3.) Divider material: 22GA galv. steel.
- 4.) Manufactured and tested in conformance with NEMA VE-1 standards.
- 5.) Views for reference, do not scale.



DIVIDER HEIGHT	MINIMUM TM-DIV-CLP1 DIVIDER CLIPS REQUIRED (ORDERED SEPARATELY)
2	4 PER TRAY SECTION
4	4 PER TRAY SECTION
6	5 PER TRAY SECTION



#### ORDERING DATA EXAMPLE:

## TM-DIV-STRX

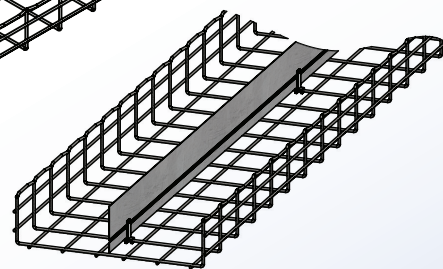
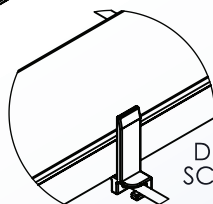
TRAY HEIGHT

2 = 2" HIGH  
4 = 4" HIGH  
6 = 6" HIGH

TM-DIV-CLP1  
DIVIDER ATTACHMENT CLIPS  
(ORDERED SEPARATELY)

TM-DIV-STRX  
MONO MESH  
DIVIDER

TMX-XX-118  
MONO MESH  
(ORDERED SEPARATELY)



4 International Drive  
Rye Brook, NY 10573  
Toll Free: 1 888.764.7681  
Phone: 914.934.2075  
Fax: 914.934.2190  
MonoSystems.com

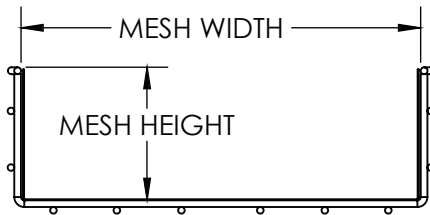


**MonoSystems™**  
Expect. Direct.

# Cable Tray / Wire Mesh Basket Tray

## TMX-XX-SBI

**MonoMesh™ Accessories**  
Manufactured by MonoSystems, Inc.



### ORDERING DATA EXAMPLE:

**TM X-XX-SBI-XX**

#### MESH HEIGHT

2 = 2" HIGH  
4 = 4" HIGH  
6 = 6" HIGH

#### MESH WIDTH

3 = 3" WIDE  
6 = 6" WIDE  
8 = 8" WIDE  
10 = 10" WIDE  
12 = 12" WIDE  
16 = 16" WIDE  
18 = 18" WIDE  
20 = 20" WIDE  
24 = 24" WIDE  
36 = 36" WIDE

#### FINISH OPTIONS

LEAVE BLANK = PRE-GALV. STEEL  
PB = PAINTED BLACK  
PR = PAINTED RED  
PW = PAINTED WHITE  
PY = PAINTED YELLOW  
SS34 = 304 STAINLESS STEEL WIRE  
(USED FOR HDGAF TRAY)

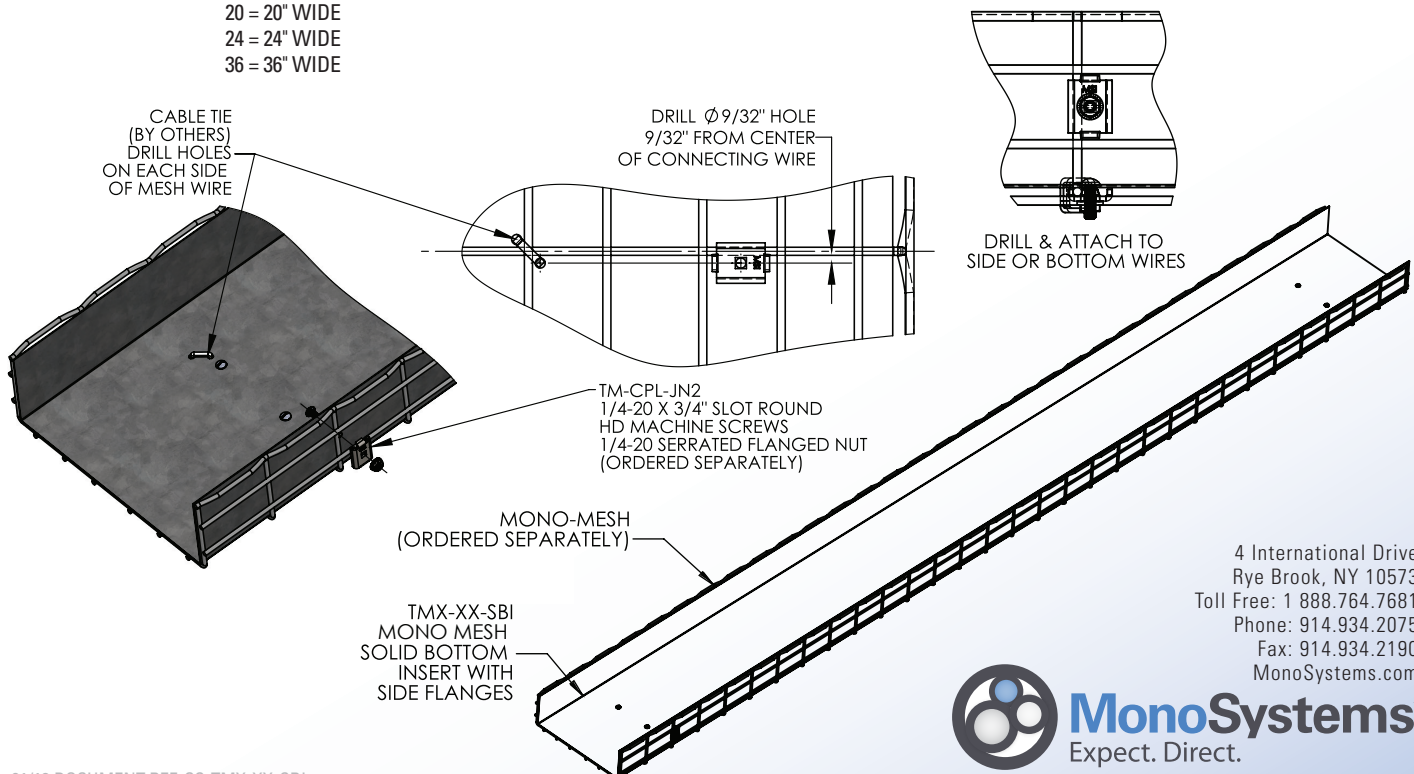
## MONOMESH SOLID BOTTOM INSERT WITH SIDE FLANGES

### Notes:

- 1.) Ordered as each. Use to create a solid surface within inner walls and bottom of straight length MonoMesh or Mono T-Weld Mesh.
- 2.) 120" Length standard.
- 3.) Pre-galv. Material: 22GA G90 steel.
- 4.) For solid bottom divider (not shown) see part number TM-DIV-STR LX (ordered separately).
- 5.) For solid flat insert without side flanges see part number TM-XX-SFI (ordered separately).
- 6.) Views for reference, do not scale.

### Installation Instructions:

- 1.) Place solid bottom insert within mesh cable tray.
- 2.) If desired, the inlays can be field-drilled and coupled to the mesh using TM-CPL-JN2 connectors,  $\phi 1/4"$  round head machine screws, and serrated flange hex nuts (all ordered separately use (4) of each per tray). The inlays can also be field-drilled and coupled to the mesh using cable ties (by others).



4 International Drive  
Rye Brook, NY 10573  
Toll Free: 1 888.764.7681  
Phone: 914.934.2075  
Fax: 914.934.2190  
MonoSystems.com

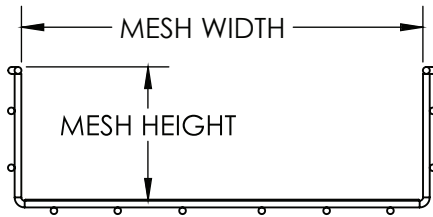




# Cable Tray / Wire Mesh Basket Tray

## TM-XX-SFI

**MonoMesh™ Accessories**  
Manufactured by MonoSystems, Inc.



### ORDERING DATA EXAMPLE:

**TM-XX-SFI-XX**

#### MESH WIDTH

3 = 3" WIDE  
6 = 6" WIDE  
8 = 8" WIDE  
10 = 10" WIDE  
12 = 12" WIDE  
16 = 16" WIDE  
18 = 18" WIDE  
20 = 20" WIDE  
24 = 24" WIDE

#### FINISH OPTIONS

LEAVE BLANK = PRE-GALV. STEEL  
PB = PAINTED BLACK  
PR = PAINTED RED  
PW = PAINTED WHITE  
PY = PAINTED YELLOW  
SS34 = 304 STAINLESS STEEL  
(USED FOR HDGAF TRAY)  
POLY = BLACK POLY (NON-METALLIC)

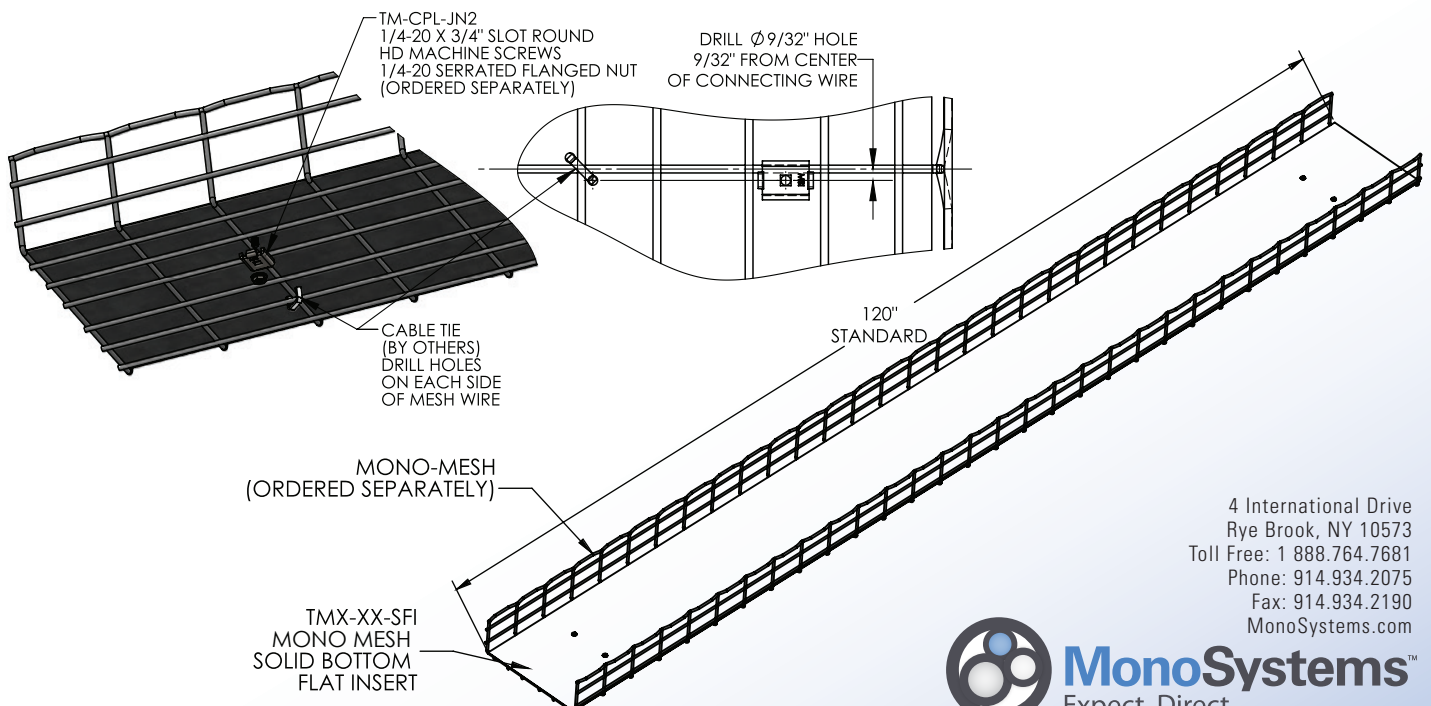
## MONOMESH SOLID FLAT INSERT

### Notes:

- 1.) Ordered as each. Use to create a solid flat bottom surface within a straight length of MonoMesh.
- 2.) 120" Length standard.
- 3.) Pre-galv. Material: 22GA G90 steel.
- 4.) For solid bottom divider (not shown) see part number TM-DIV-STR LX (ordered separately).
- 5.) For solid bottom insert with side flanges see part number TMX-XX-SBI (ordered separately).
- 6.) Views for reference, do not scale.

### Installation Instructions:

- 1.) Place solid bottom insert within mesh cable tray.
- 2.) If desired, the inlays can be field-drilled and coupled to the mesh using TM-CPL-JN2 connectors,  $\phi 1/4"$  round head machine screws, and serrated flange hex nuts (all ordered separately use (4) of each per tray). The inlays can also be field-drilled and coupled to the mesh using cable ties (by others).



4 International Drive  
Rye Brook, NY 10573  
Toll Free: 1 888.764.7681  
Phone: 914.934.2075  
Fax: 914.934.2190  
MonoSystems.com

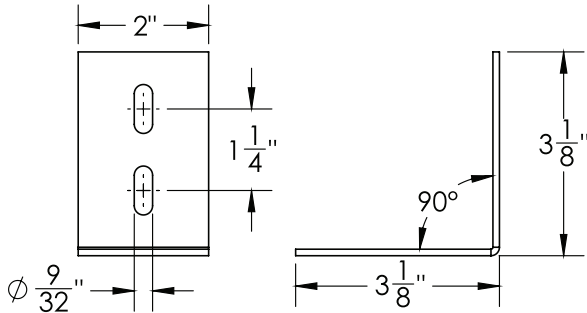




# Cable Tray / Wire Mesh Basket Tray

## TM2-CPL-ANG90-PR

**MonoMesh™ Accessories**  
Manufactured by MonoSystems, Inc.



### 90° CORNER BRACKET, FOR 2" HIGH T-WELD MESH

#### Notes:

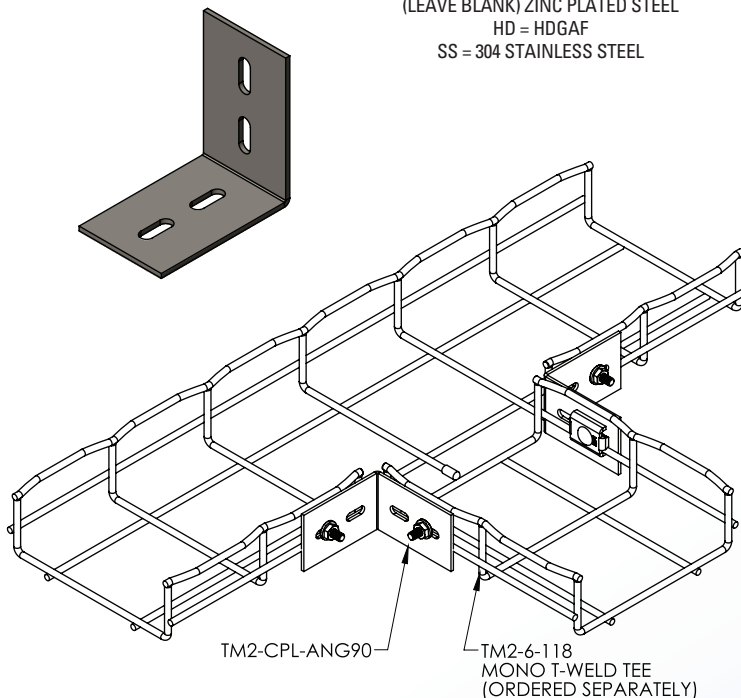
- 1.) Ordered as a pair. Each TM2-CPL-ANG90-PR includes:  
(2) 90° attachment brackets, (4) TM-CPL-JN2 attachment clips, and attachment hardware.
- 2.) Attach TM2-CPL-ANG90 bracket to outer mesh corner using 1/4-20 x 1" long carriage bolt, capture on other side of mesh material 2" with TM-CPL-JN2 clip and serrated nut.
- 3.) Recommended torque for 1/4" fasteners: 12 ft-lbs [16.3 N-m].
- 4.) For coupling sides of 4" or 6" high t-weld mesh use part TM-CPL-ANG90-PR.
- 5.) Views for reference, do not scale.

#### ORDERING DATA EXAMPLE:


**TM2-CPL-ANG90-XX-PR**

#### MATERIAL

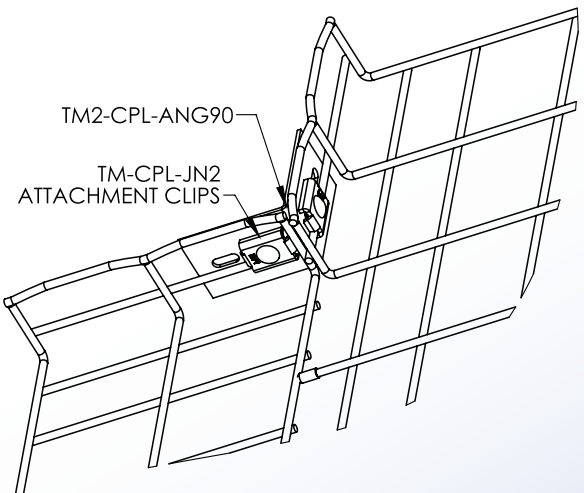
(LEAVE BLANK) ZINC PLATED STEEL  
HD = HDGAF  
SS = 304 STAINLESS STEEL



#### EACH TM-CPL-ANG90-PR INCLUDES:



- (2) ATTACHMENT BRACKETS,
- (4) TM-CPL-JN2 MESH CLIP
- (4) Z0-0033 1/4-20x1" CARRIAGE BOLT
- (4) Z0-0036 SERRATED FLANGED NUT



#### WHEN USING AS A CORNER CONNECTOR

4 International Drive  
Rye Brook, NY 10573  
Toll Free: 1 888.764.7681  
Phone: 914.934.2075  
Fax: 914.934.2190  
MonoSystems.com



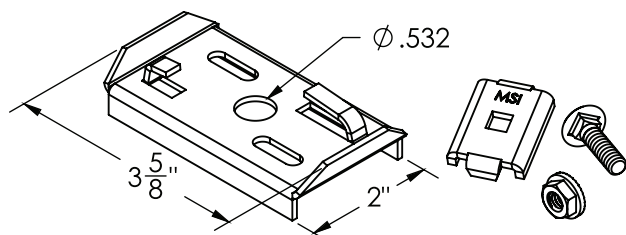
# Cable Tray / Wire Mesh Basket Tray

## MM-HNG-CCH1

## MonoMesh™ Accessories

Manufactured by MonoSystems, Inc.

EACH MM-HNG-CCH1 INCLUDES:  
(1) ATTACHMENT BRACKET, (1) TM-CPL-JN2 MESH CLIP  
AND (1) Z0-0033 1/4-20x1" CARRIAGE BOLT  
(1) Z0-0036 SERRATED FLANGED NUT

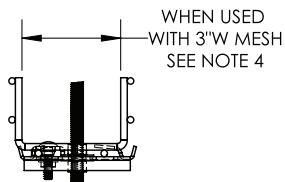
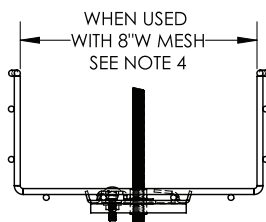


## CENTER HANGER BRACKET

For all mesh tray types 3" wide or 8" wide

### Notes:

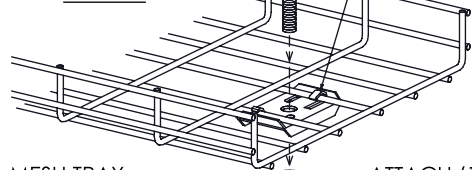
- 1.) Each MM-HNG-CCH1 ordered separately.
- 2.) Material: 12GA zinc plated steel.
- 3.) Allows tray to be mounted at a single point.
- 4.) For use with all mesh tray types 3" or 8" wide.  
If supporting 6" or 10" wide mesh use P/N: MM-HNG-CCH3  
If supporting mesh tray over 10" wide use P/N: MM-HNG-CCH2
- 5.) Views for reference, do not scale.



1/2" THREADED  
ROD & HARDWARE  
(BY OTHERS)

BEND TABS  
DOWN

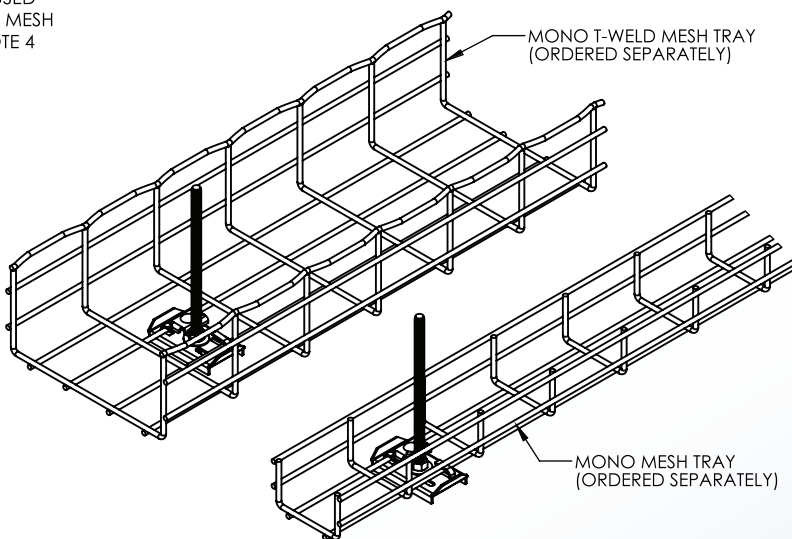
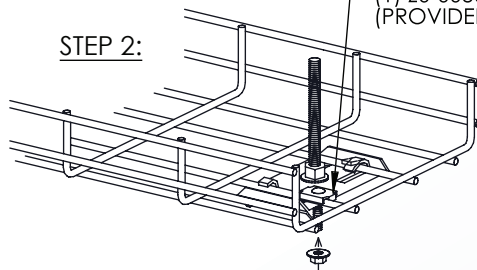
STEP 1:



MESH TRAY  
(ORDERED SEPARATELY)

ATTACH (1) MM-CPL-JN2 CLIP USING  
(1) Z0-0033 1/4-20x1" CARRIAGE BOLT &  
(1) Z0-0036 SERRATED FLANGED NUT  
(PROVIDED)

STEP 2:



4 International Drive  
Rye Brook, NY 10573  
Toll Free: 1 888.764.7681  
Phone: 914.934.2075  
Fax: 914.934.2190  
MonoSystems.com



**MonoSystems™**  
Expect. Direct.

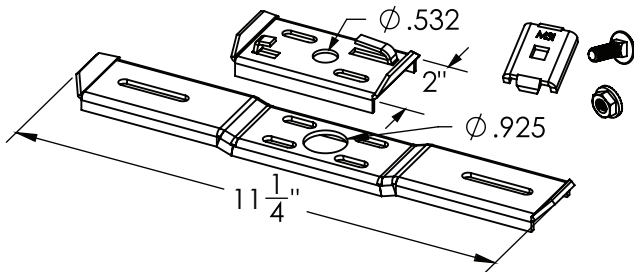
# Cable Tray / Wire Mesh Basket Tray

## MM-HNG-CCH2

## MonoMesh™ Accessories

Manufactured by MonoSystems, Inc.

- EACH MM-HNG-CCH2 INCLUDES:  
 (1) 2-PIECE BRACKET, (1) TM-CPL-JN2 MESH CLIP AND  
 (1) Z0-0033 1/4-20x1" CARRIAGE BOLT  
 (1) Z0-0036 SERRATED FLANGED NUT



## CENTER HANGER BRACKET

For all mesh tray types over 10" wide

### Notes:

- 1.) Each MM-HNG-CCH2 ordered separately.
- 2.) Material: 12GA zinc plated steel.
- 3.) Allows tray to be mounted at a single point.
- 4.) For use with all mesh tray types over 10" wide.  
 If supporting 3" or 8" wide mesh use P/N: MM-HNG-CCH1  
 If supporting 6" or 10" wide mesh use P/N: MM-HNG-CCH3
- 5.) Views for reference, do not scale.

1/2" THREADED  
ROD & HARDWARE  
(BY OTHERS)

STEP 1:

BEND TABS  
DOWN

MESH TRAY  
(ORDERED SEPARATELY)

STEP 2:

ALIGN AND ATTACH FLUSH  
LOWER PORTION OF MM-HNG-CCH2  
HANGER BRACKET  
(1/2" HARDWARE AND ROD BY OTHERS)

ATTACH (1) MM-CPL-JN2 CLIP USING  
(1) Z0-0033 1/4-20x1" CARRIAGE BOLT &  
(1) Z0-0036 SERRATED FLANGED NUT  
(PROVIDED)

WITH SUPPORT  
RUNNING ABOVE

MONO T-WELD MESH TRAY  
(ORDERED SEPARATELY)

WITH SUPPORT  
RUNNING BELOW

ADDITIONAL HARDWARE  
(ORDERED SEPARATELY)  
FLT3 FLOOR SUPPORT  
(ORDERED SEPARATELY)

1/2" THREADED ROD  
SLEEVE & HARDWARE  
(ORDERED SEPARATELY)



**MonoSystems™**  
Expect. Direct.

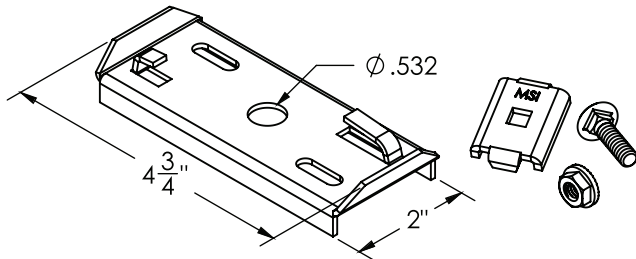
4 International Drive  
Rye Brook, NY 10573  
Toll Free: 1 888.764.7681  
Phone: 914.934.2075  
Fax: 914.934.2190  
MonoSystems.com

# Cable Tray / Wire Mesh Basket Tray

## MM-HNG-CCH3

**MonoMesh™ Accessories**  
Manufactured by MonoSystems, Inc.

EACH MM-HNG-CCH3 INCLUDES:  
(1) ATTACHMENT BRACKET, (1) TM-CPL-JN2 MESH CLIP  
AND (1) Z0-0033 1/4-20x1" CARRIAGE BOLT  
(1) Z0-0036 SERRATED FLANGED NUT

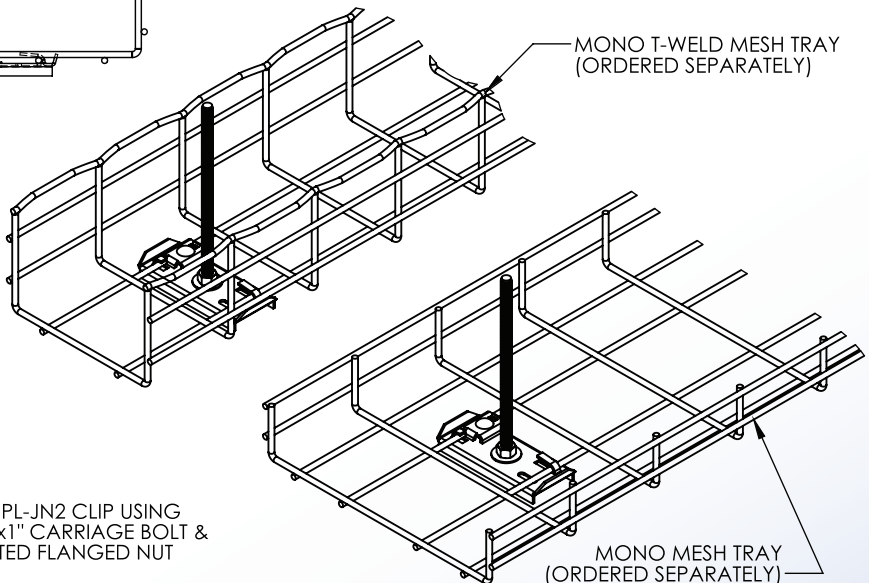
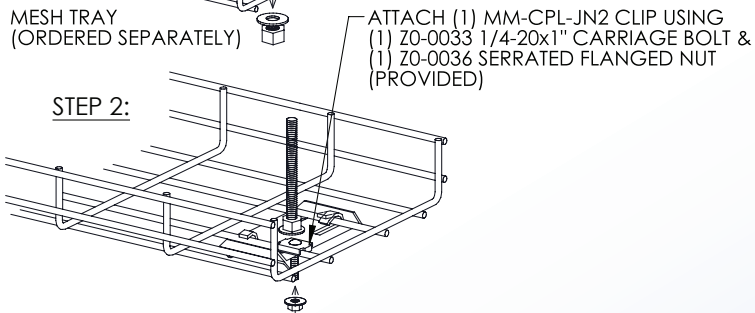
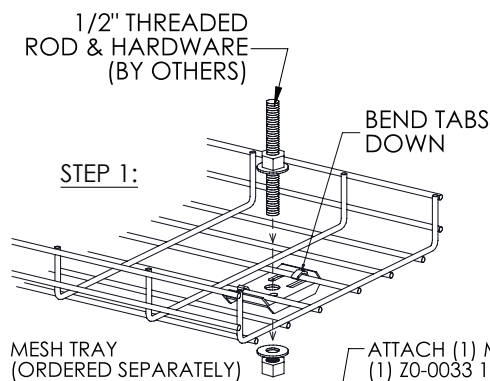
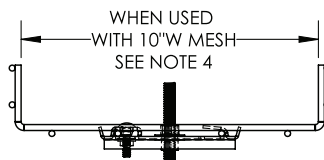
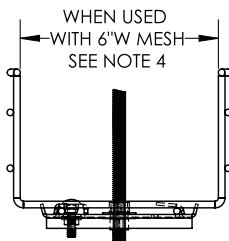


## CENTER HANGER BRACKET

For all mesh tray types 3" wide or 8" wide

### Notes:

- 1.) Each MM-HNG-CCH1 ordered separately.
- 2.) Material: 12GA zinc plated steel.
- 3.) Allows tray to be mounted at a single point.
- 4.) For use with all mesh tray types 3" or 8" wide.  
If supporting 6" or 10" wide mesh use P/N: MM-HNG-CCH3  
If supporting mesh tray over 10" wide use P/N: MM-HNG-CCH2
- 5.) Views for reference, do not scale.



4 International Drive  
Rye Brook, NY 10573  
Toll Free: 1 888.764.7681  
Phone: 914.934.2075  
Fax: 914.934.2190  
MonoSystems.com



# Cable Tray / Wire Mesh Basket Tray

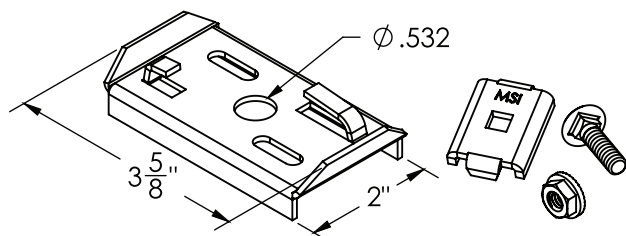
## TM-HNG-CCH1

## MonoMesh™ Accessories

Manufactured by MonoSystems, Inc.

### CENTER HANGER BRACKET

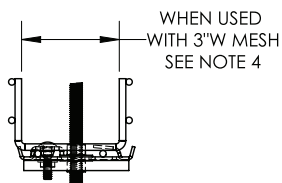
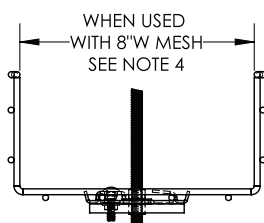
EACH TM-HNG-CCH1 INCLUDES:  
(1) ATTACHMENT BRACKET, (1) TM-CPL-JN2 MESH CLIP  
AND (1) Z0-0033 1/4-20x1" CARRIAGE BOLT  
(1) Z0-0036 SERRATED FLANGED NUT



For all mesh tray types 3" wide or 8" wide

#### Notes:

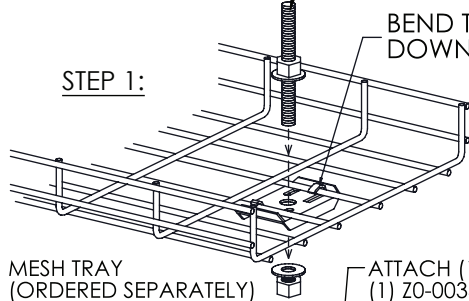
- 1.) Each TM-HNG-CCH1 ordered separately.
- 2.) Material: 12GA zinc plated steel.
- 3.) Allows tray to be mounted at a single point.
- 4.) For use with all mesh tray types 3" or 8" wide.  
If supporting 6" or 10" wide mesh use P/N: TM-HNG-CCH3  
If supporting mesh tray over 10" wide use P/N: TM-HNG-CCH2
- 5.) Views for reference, do not scale.



1/2" THREADED  
ROD & HARDWARE  
(BY OTHERS)

BEND TABS  
DOWN

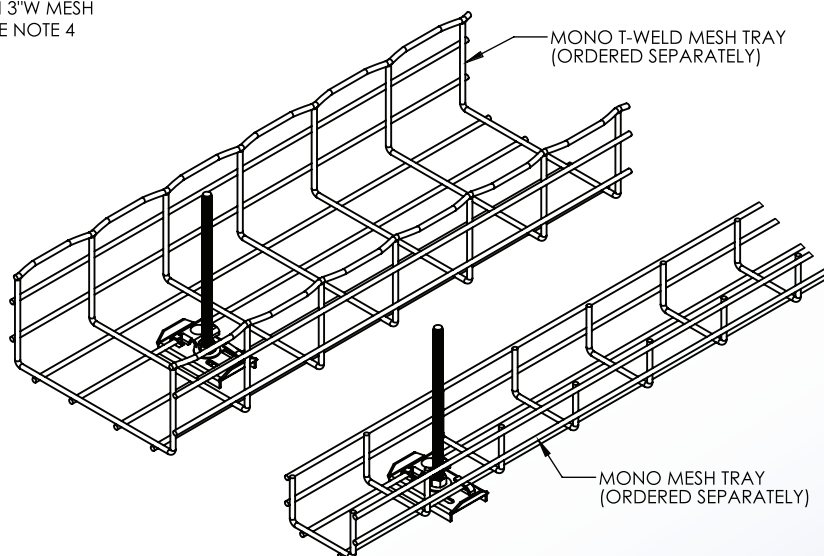
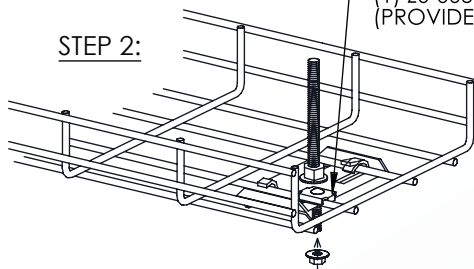
STEP 1:



MESH TRAY  
(ORDERED SEPARATELY)

ATTACH (1) TM-CPL-JN2 CLIP USING  
(1) Z0-0033 1/4-20x1" CARRIAGE BOLT &  
(1) Z0-0036 SERRATED FLANGED NUT  
(PROVIDED)

STEP 2:



4 International Drive  
Rye Brook, NY 10573  
Toll Free: 1 888.764.7681  
Phone: 914.934.2075  
Fax: 914.934.2190  
MonoSystems.com



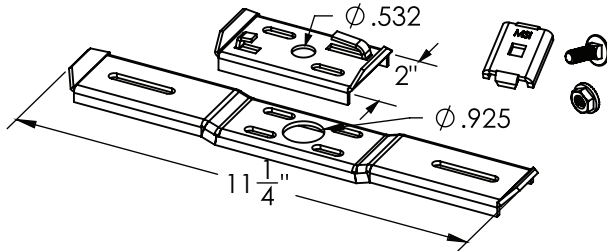


# Cable Tray / Wire Mesh Basket Tray

## TM-HNG-CCH2

**MonoMesh™ Accessories**  
Manufactured by MonoSystems, Inc.

EACH TM-HNG-CCH2 INCLUDES:  
(1) 2-PIECE BRACKET, (1) TM-CPL-JN2 MESH CLIP AND  
(1) Z0-0033 1/4-20x1" CARRIAGE BOLT  
(1) Z0-0036 SERRATED FLANGED NUT



## CENTER HANGER BRACKET

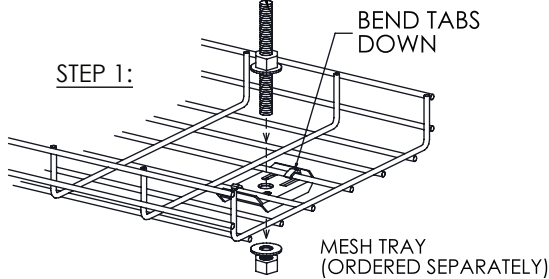
For all mesh tray types over 10" wide

### Notes:

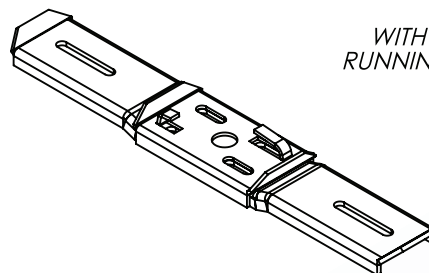
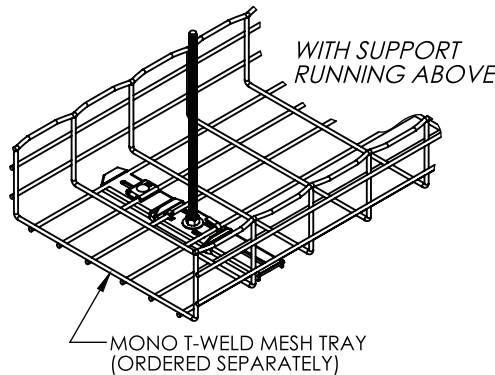
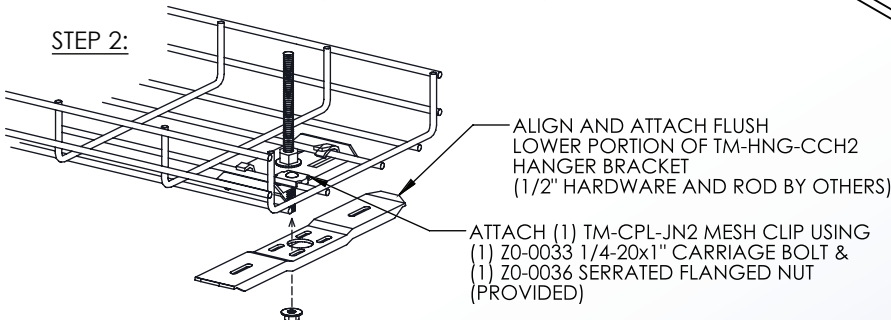
- 1.) Each TM-HNG-CCH2 ordered separately.
- 2.) Material: 12GA zinc plated steel.
- 3.) Allows tray to be mounted at a single point.
- 4.) For use with all mesh tray over 10" wide.  
If supporting 3" or 8" wide mesh use P/N: TM-HNG-CCH1  
If supporting 6" or 10" wide mesh use P/N: TM-HNG-CCH3
- 5.) Views for reference, do not scale.

1/2" THREADED  
ROD & HARDWARE  
(BY OTHERS)

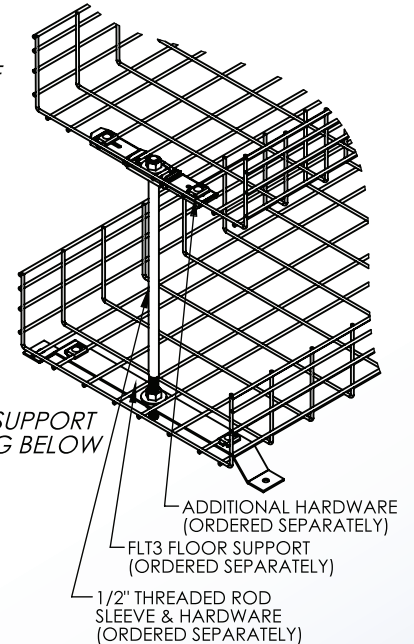
STEP 1:



STEP 2:



WITH SUPPORT  
RUNNING BELOW



4 International Drive  
Rye Brook, NY 10573  
Toll Free: 1 888.764.7681  
Phone: 914.934.2075  
Fax: 914.934.2190  
MonoSystems.com

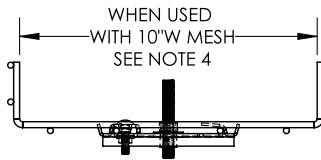
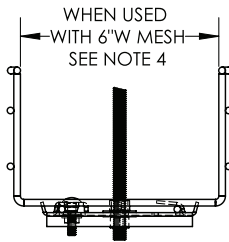
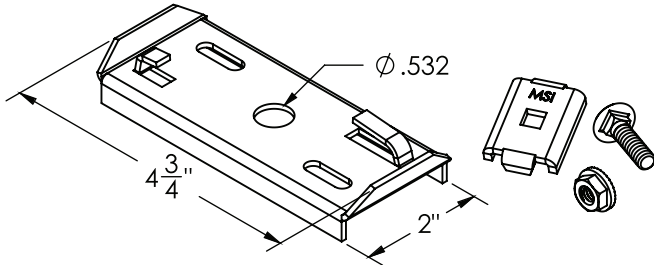


# Cable Tray / Wire Mesh Basket Tray

## TM-HNG-CCH3

**MonoMesh™ Accessories**  
Manufactured by MonoSystems, Inc.

EACH TM-HNG-CCH3 INCLUDES:  
(1) ATTACHMENT BRACKET, (1) TM-CPL-JN2 MESH CLIP  
AND (1) Z0-0033 1/4-20x1" CARRIAGE BOLT  
(1) Z0-0036 SERRATED FLANGED NUT



## CENTER HANGER BRACKET

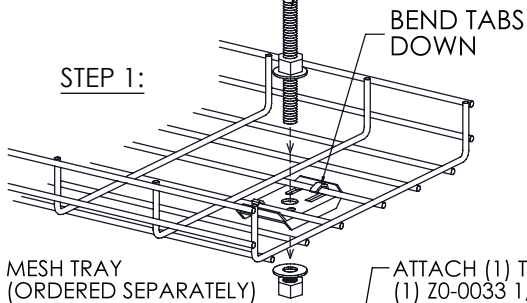
For all mesh tray types 6" wide or 10" wide

### Notes:

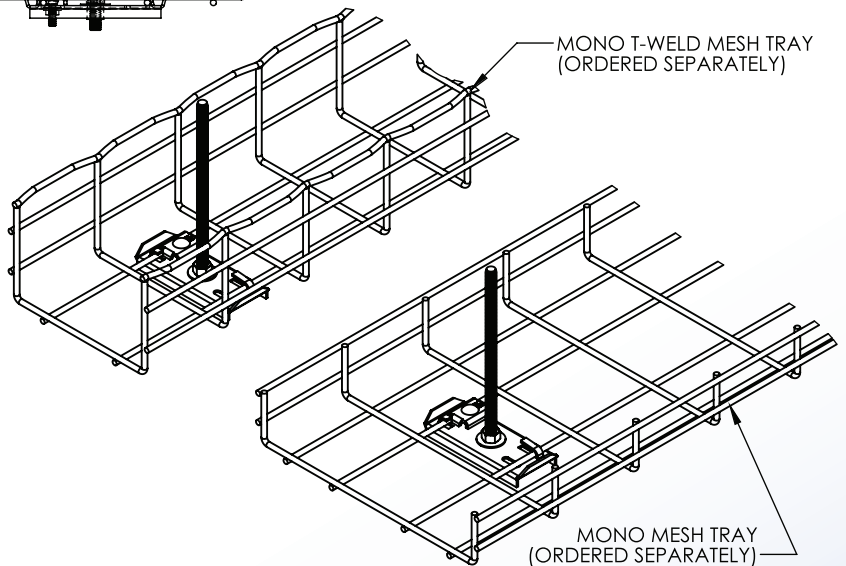
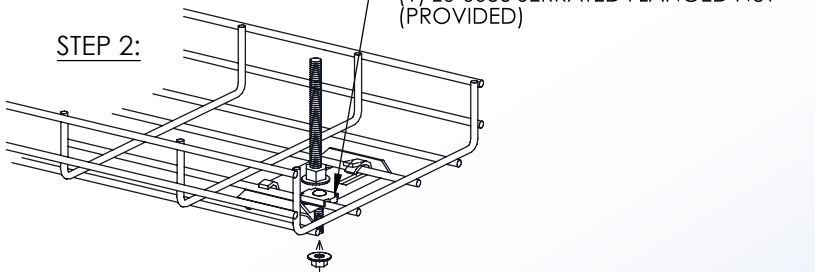
- 1.) Each TM-HNG-CCH3 ordered separately.
- 2.) Material: 12GA zinc plated steel.
- 3.) Allows tray to be mounted at a single point.
- 4.) For use with all mesh tray types 6" or 10" wide.  
If supporting 3" or 8" wide mesh use P/N: TM-HNG-CCH1  
If supporting mesh tray over 10" wide use P/N: TM-HNG-CCH2
- 5.) Views for reference, do not scale.

1/2" THREADED  
ROD & HARDWARE  
(BY OTHERS)

STEP 1:



STEP 2:



4 International Drive  
Rye Brook, NY 10573  
Toll Free: 1 888.764.7681  
Phone: 914.934.2075  
Fax: 914.934.2190  
MonoSystems.com

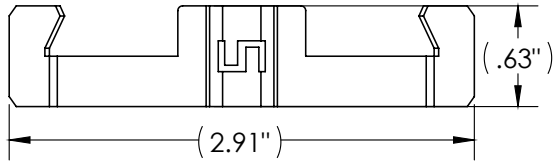




# Cable Tray / MonoMesh™ TM-CPL-KBT

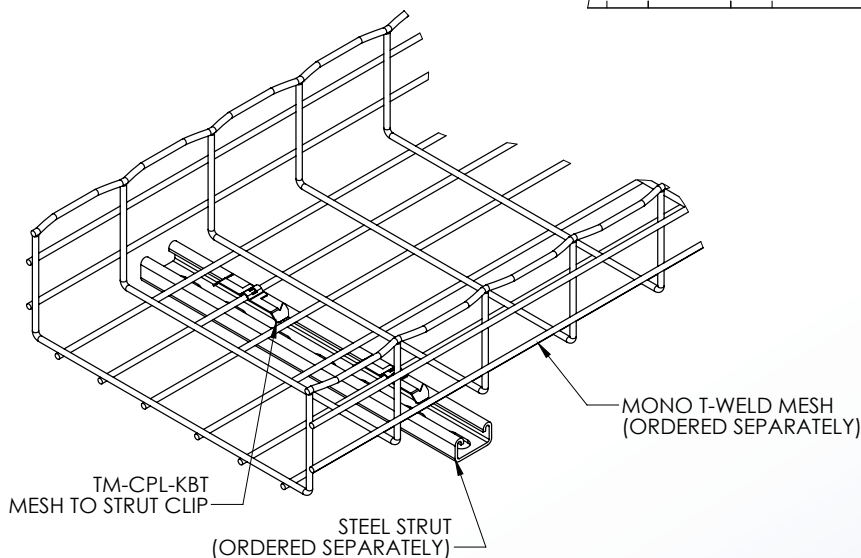
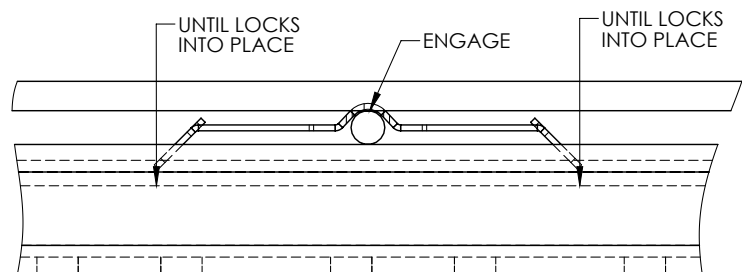
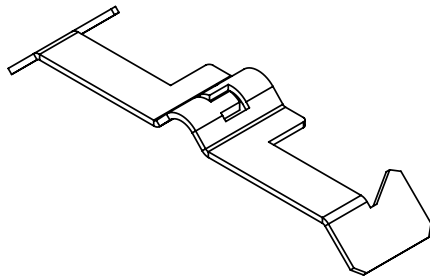
**MonoMesh™ Accessories**  
Manufactured by MonoSystems, Inc.

## MONOMESH TO STRUT CLIP



### Notes:

- 1.) Attach TM-CPL-KBT clip to mesh longitudinal wire and press down until clip flanges lock into place on strut.
- 2.) No tools required for clip installation. Fits tray wires from 4mm to 8mm [3/16" to 5/16"]. For positioning only (no load rating).
- 3.) Views for reference - do not scale.



4 International Drive  
Rye Brook, NY 10573  
Toll Free: 1 888.764.7681  
Phone: 914.934.2075  
Fax: 914.934.2190  
MonoSystems.com



# Cable Tray / MonoMesh™

## TM-CPL-JN2

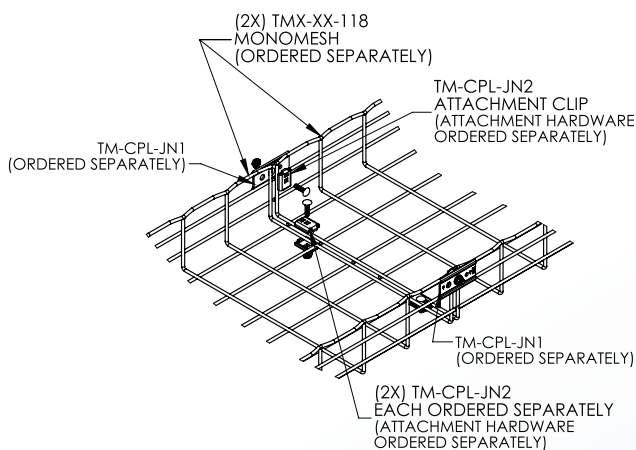
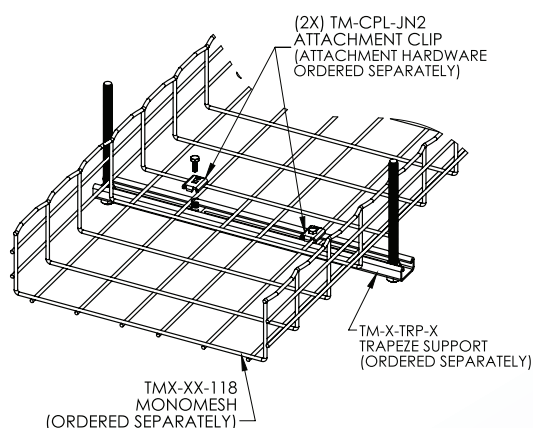
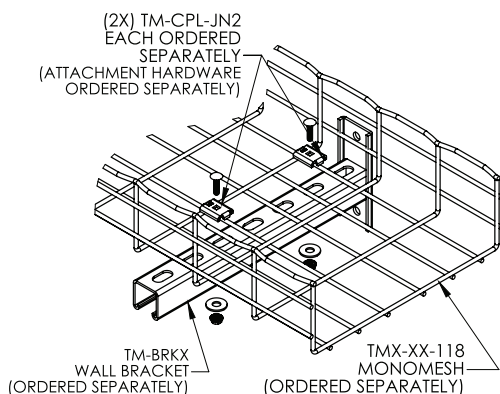
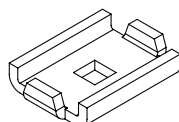
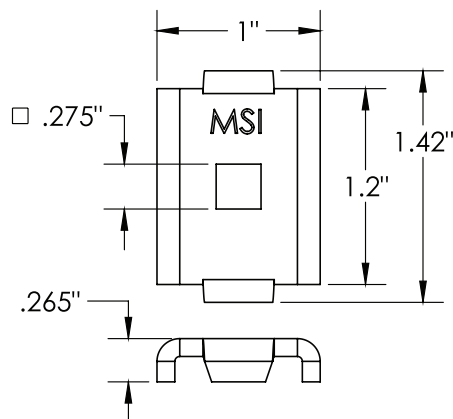
## MonoMesh™ Accessories

Manufactured by MonoSystems, Inc.

### MONOMESH ATTACHMENT CLIP

#### Notes:

- 1.) Each TM-CPL-JN2 ordered separately.
- 2.) Used to attach MonoMesh cable tray. Install around wire and feed a 1/4-20 carriage bolt (ordered separately). Thru □ hole. Capture on other side of mesh, strut, or clip with a washer and serrated nut (all ordered separately).
- 3.) UL classified as an equipment ground conductor when spliced as recommended and coating (if applicable) has been completely removed at splice contact points.
- 4.) Recommended torque for 1/4" fasteners: 12 ft-lbs [16.3 N-m].
- 5.) Views for reference - do not scale.



#### ORDERING DATA EXAMPLE:

## TM-CPL-JN2-XX

#### MATERIAL

(LEAVE BLANK) ZINC PLATED STEEL  
HD = HDGAF  
SS = 304 STAINLESS STEEL

4 International Drive  
Rye Brook, NY 10573  
Toll Free: 1 888.764.7681  
Phone: 914.934.2075  
Fax: 914.934.2190  
MonoSystems.com



# Cable Tray / Wire Mesh Basket Tray

## TM-SUP-CTLXX-X

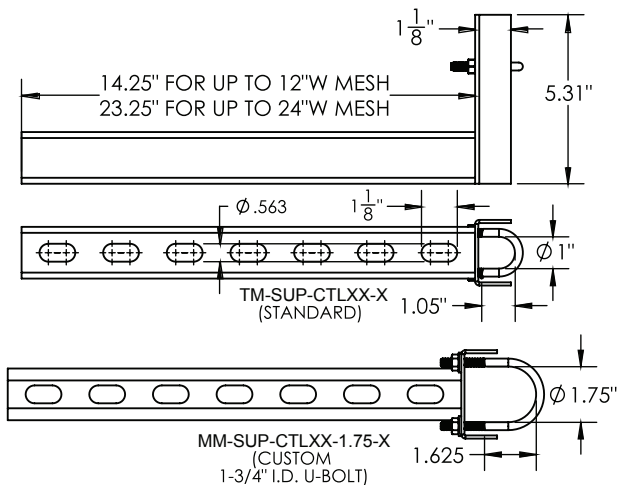
## MonoMesh™ Accessories

Manufactured by MonoSystems, Inc.

### SUPPORT SYSTEM

#### Notes:

- 1.) Under floor access floor cantilever support system for cable trays. For wider trays, supports may be placed on alternating sides or specify "24" configuration and confirm field fit. Consult factory for cantilever compatibility and additional solutions.
- 2.) Bracket material: 12GA steel strut material: 1-5/8" x 1-5/8", 12GA steel.
- 3.) Attach clip to mesh longitudinal wire and press down until clip flanges locks into place on strut.
- 4.) Views for reference. Do not scale.



#### ORDERING DATA EXAMPLE:

**TM-SUP-CTLXX-XXX-X**

##### MESH WIDTH

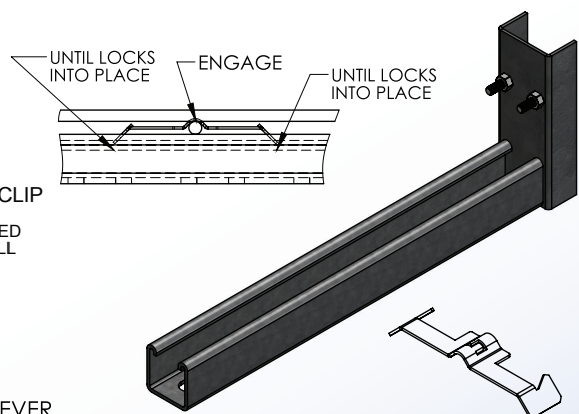
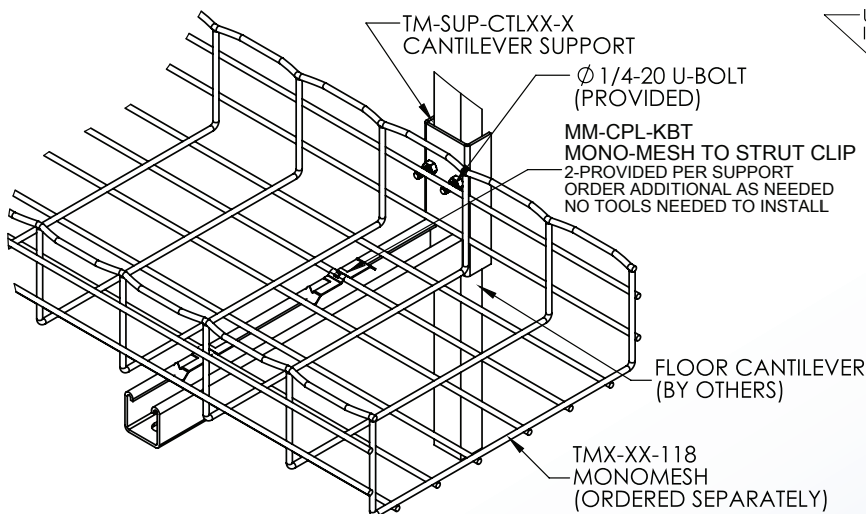

12 = UP TO 12" WIDE MESH  
24 = UP TO 24" WIDE MESH

##### STYLE

OMIT/BLANK =  
STANDARD 1" U-BOLT  
1.75 = 1-3/4" U-BOLT

##### MATERIAL

P = PREGALV.  
HD = HDGAF  
PG = PAINTED GRAY  
PB = PAINTED BLACK



4 International Drive  
Rye Brook, NY 10573  
Toll Free: 1 888.764.7681  
Phone: 914.934.2075  
Fax: 914.934.2190  
MonoSystems.com



# Cable Tray / Wire Mesh Basket Tray

## TM-ATT-BRK4

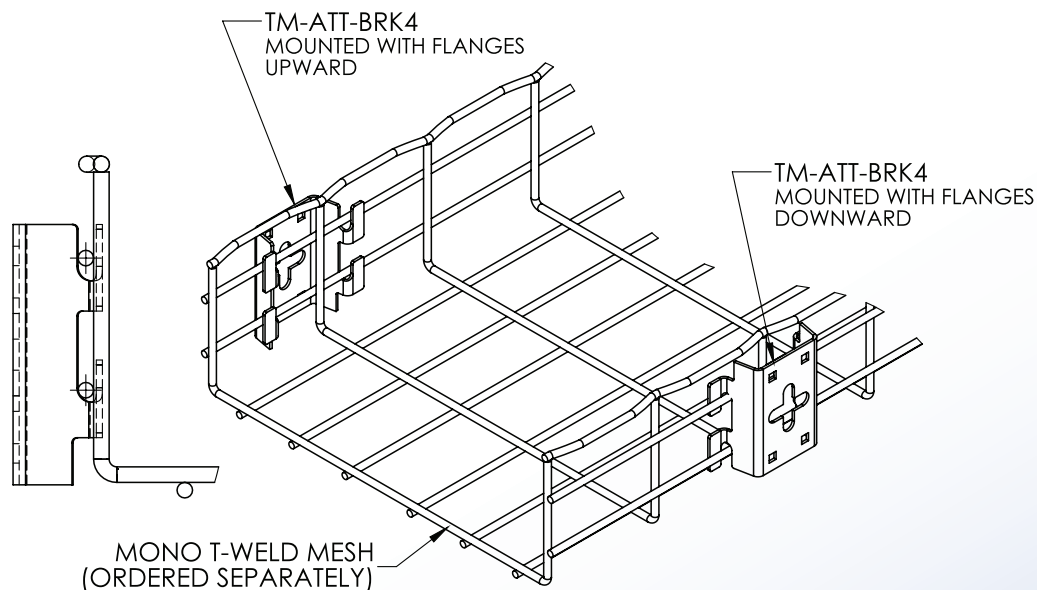

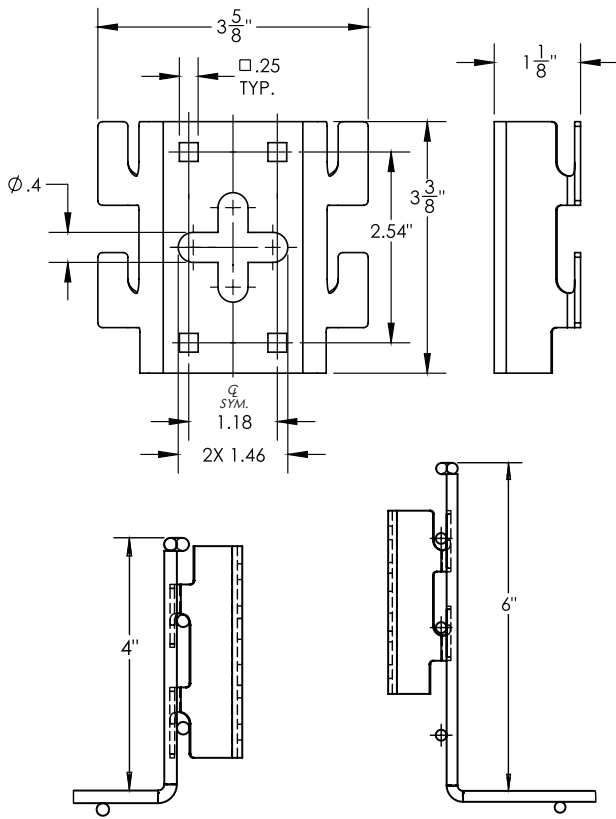
## MonoMesh™ Accessories

Manufactured by MonoSystems, Inc.

### T-WELD MESH ATTACHMENT AND SUPPORT BRACKET

#### Notes:

- 1.) Ordered as each. Bracket material: 14GA Galv. steel.
- 2.) Bracket provides quick support mounting or mesh attachment. Mounting slots and carriage bolt holes provided as shown.
- 3.) To install:  
Orient bracket and slide in place capturing lower two side wires (4" H mesh) or middle two side wires (6" H mesh). tabs can be field bent over wires if desired.
- 4.) Views for reference, do not scale.



4 International Drive  
Rye Brook, NY 10573  
Toll Free: 1 888.764.7681  
Phone: 914.934.2075  
Fax: 914.934.2190  
MonoSystems.com



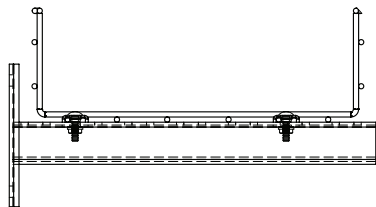
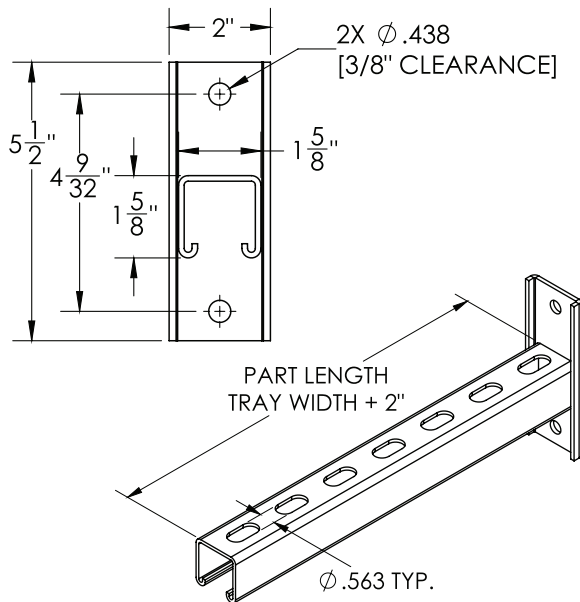
# Cable Tray / Wire Mesh Basket Tray TM-BRKXX

**MonoMesh™ Accessories**  
Manufactured by MonoSystems, Inc.

## MONOMESH WALL BRACKET

### Notes:

- 1.) Each TM-BRK-XX ordered separately.
- 2.) Used to support MonoMesh cable tray. Bracket mounting hardware by others.
- 3.) MonoMesh and MonoMesh attachment hardware ordered separately. Install TM-CPL-JN2 (ordered separately) around wire and feed a 1/4-20 carriage bolt (ordered separately) thru □ hole. Capture on other side of bracket strut with a washer and serrated nut (all ordered separately). Recommended torque for 1/4" fasteners: 12 ft-lbs [16.3 N-m].
- 4.) Uniform load of 600lbs.
- 5.) 12GA pregalv. Standard. Add -HD to part number for HDGAF.
- 6.) Views for reference, do not scale.



### ORDERING DATA EXAMPLE:

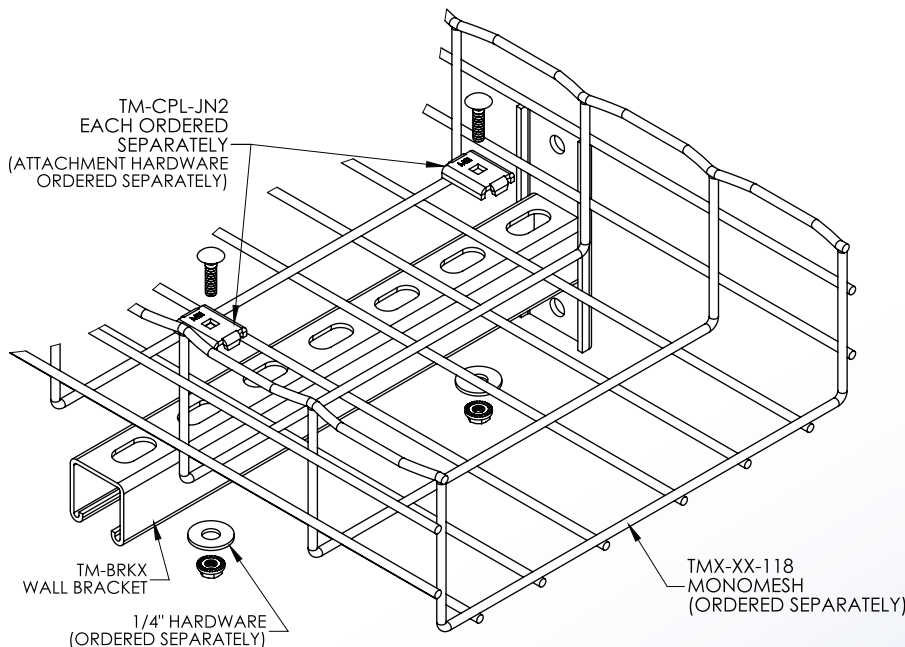
**TM-BRKXX**

#### SIZE/TRAY WIDTH

03 = 5"  
06 = 8"  
08 = 10"  
10 = 12"  
12 = 14"  
16 = 18"  
18 = 20"  
20 = 22"  
24 = 26"

TRAY  
WIDTH

PART  
LENGTH



4 International Drive  
Rye Brook, NY 10573  
Toll Free: 1 888.764.7681  
Phone: 914.934.2075  
Fax: 914.934.2190  
MonoSystems.com



# Cable Tray / Wire Mesh Basket Tray

## TM-BRKZ

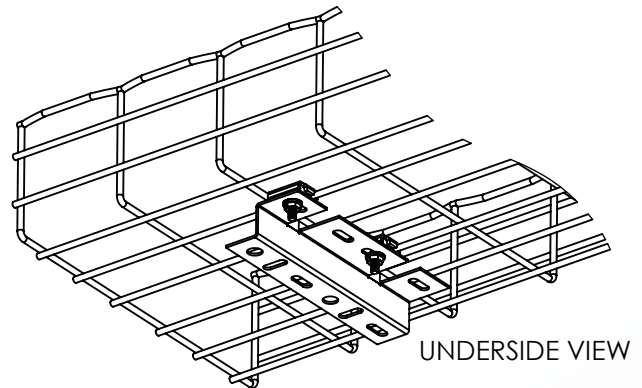
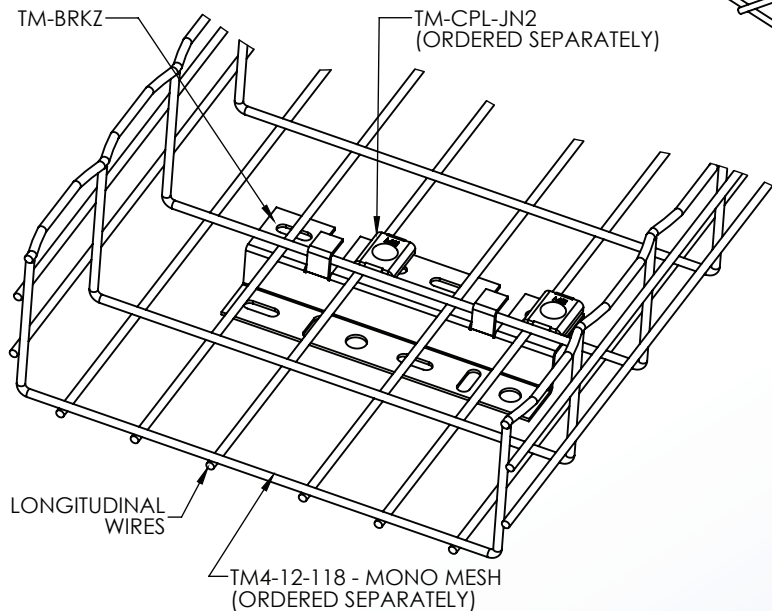
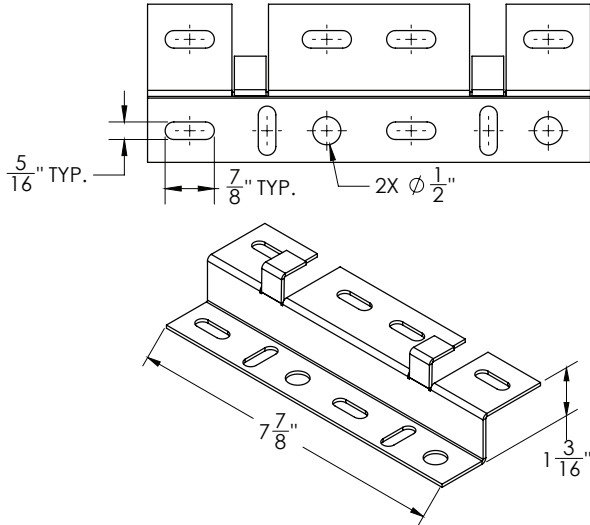
## MonoMesh™ Accessories

Manufactured by MonoSystems, Inc.

### OFFSET / WALL BRACKET

#### Notes:

- 1.) Material: 14GA Galv. steel.
- 2.) To install:  
Place TM-BRKZ under mesh as shown. Attach TM-CPL-JN2 (ordered separately) to mesh longitudinal wire and capture with 1/4-20 hardware (ordered separately) around mesh wire as shown.
- 3.) Views for reference, do not scale.



UNDERSIDE VIEW

4 International Drive  
Rye Brook, NY 10573  
Toll Free: 1 888.764.7681  
Phone: 914.934.2075  
Fax: 914.934.2190  
MonoSystems.com





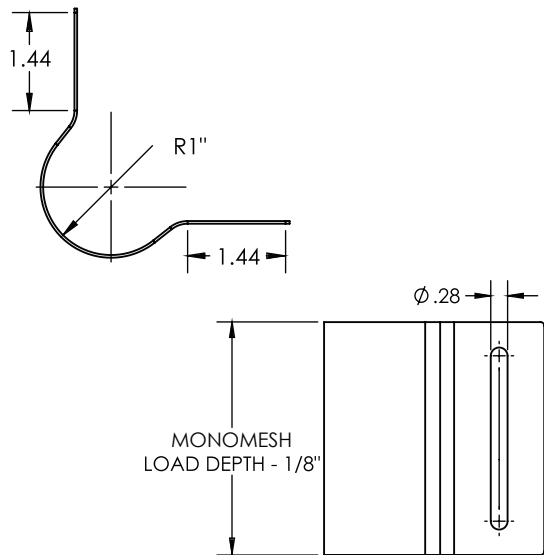
# Cable Tray / Wire Mesh Basket Tray

## TM-JNR-X-XX

## MonoMesh™ Accessories

Manufactured by MonoSystems, Inc.

### INNER RADIUS FOR MESH TRAY ASSEMBLY

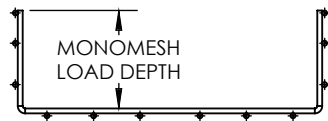


#### Notes:

- 1.) 90° 1" radius bracket material: 20GA steel.
- 2.) Each radius bracket includes TM-CPL-JN2 clips and 1/4" mounting hardware.
- 3.) Clips can be mounted on either side of wire mesh.
- 4.) Views for reference, do not scale.

#### Installation Instructions:

- 1.) Trim and/or bend mesh as desired and position as needed.
- 2.) Place appropriate size TM-JNR-X-XX inside mesh at 90° corner.
- 3.) Install 1/4" carriage bolt inside of slot of radius bracket as shown and capture with TM-CPL-JN2 and 1/4" serrated nut on other side of mesh wire.
- 4.) Tighten nuts and align TM-JNR-X-XX into place as desired.



#### ORDERING DATA EXAMPLE:

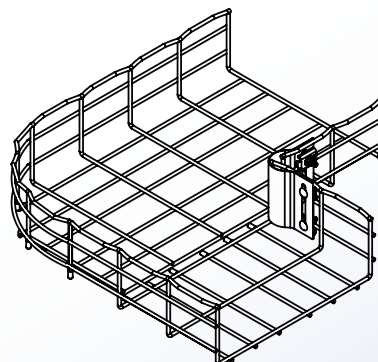
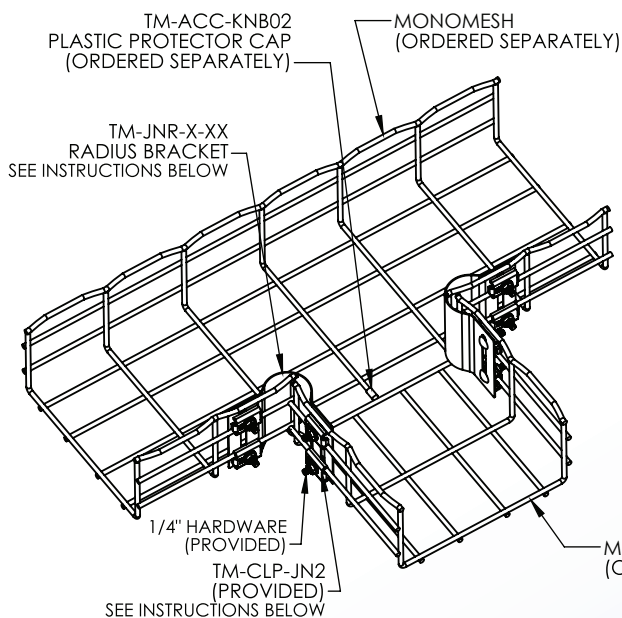
**TM - JNR - X - XX**

**TRAY SERIES**  
TM = MONO  
T-WELD MESH

**FITTING TYPE**  
JNR = RADIUS  
BRACKET

**MONOMESH  
LOAD DEPTH**  
2 = 2"  
4 = 4"  
6 = 6"

**MATERIAL**  
P = PREGALV.  
HD = HDGAF  
PG = PAINTED GRAY  
PB = PAINTED BLACK



4 International Drive  
Rye Brook, NY 10573  
Toll Free: 1 888.764.7681  
Phone: 914.934.2075  
Fax: 914.934.2190  
MonoSystems.com





# Cable Tray / Wire Mesh Basket Tray

## TMX-XX-BE



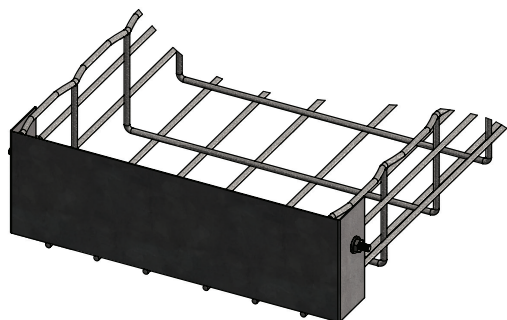
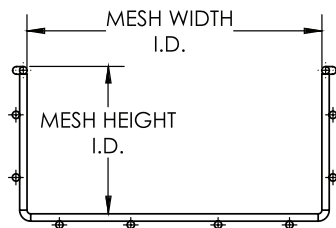
## MonoMesh™ Accessories

Manufactured by MonoSystems, Inc.

### MONOMESH BLIND END

#### Notes:

- 1.) Each ordered separately. Use for closing the end of a MonoMesh section.
- 2.) Install by sliding blind end to end of tray. Feed 1/4-20 x 1" carriage bolt thru TM-CPL-JN2 and hole in blind end and capture with nut on other end.
- 3.) Recommended torque for 1/4" fasteners: 12ft-lbs [16.3 N-m].
- 4.) Manufactured and tested in conformance with NEMA VE-1 standards.
- 5.) MonoMesh is UL/C-UL classified as a grounding conductor.
- 6.) Views for reference, do not scale.



#### ORDERING DATA EXAMPLE:

**TM X-XX-BE-XX**

#### MONOMESH HEIGHT

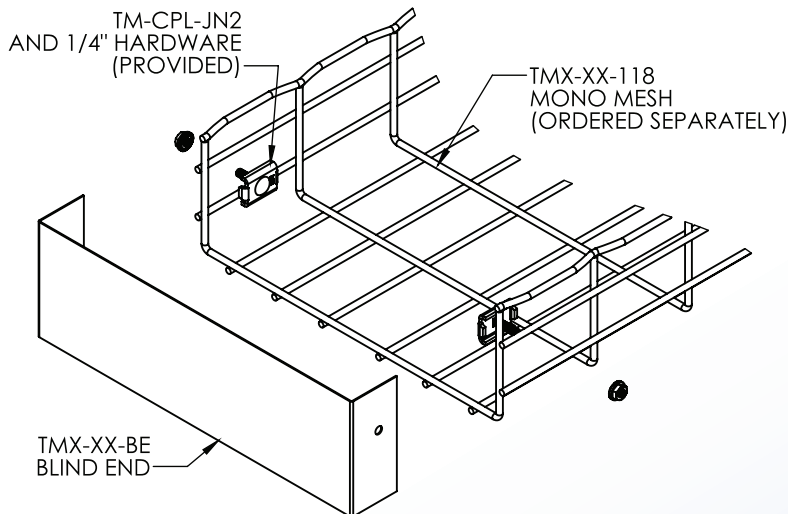
2 = 2"  
4 = 4"  
6 = 6"

#### MONOMESH WIDTH

3 = 3" WIDE  
6 = 6" WIDE  
8 = 8" WIDE  
10 = 10" WIDE  
12 = 12" WIDE  
16 = 16" WIDE  
18 = 18" WIDE  
20 = 20" WIDE  
24 = 24" WIDE  
36 = 36" WIDE

#### MATERIAL

P = PREGALV.  
HD = HDGAF  
PG = PAINTED GRAY  
PB = PAINTED BLACK



4 International Drive  
Rye Brook, NY 10573  
Toll Free: 1 888.764.7681  
Phone: 914.934.2075  
Fax: 914.934.2190  
MonoSystems.com



**MonoSystems™**  
Expect. Direct.

# Cable Tray / Wire Mesh Basket Tray

## TM-EXSB12-PR

**MonoMesh™ Accessories**  
Manufactured by MonoSystems, Inc.

### EXPANSION SPLICE BAR KIT, 12" LONG

#### Notes:

- 1.) Splice bar material: 16GA galv. steel. Allows for up to 1-1/4" of tray expansion in each outward direction.
- 2.) Each TM-EXSB12-PR includes (2) expansion splice bars, (8x) TM-CPL-JN2 attachment clips, (8x) 1/4-20 carriage bolts, and (8x) 1/4-20 nylon insert lock nuts at shown.
- 3.) To install: place splice bars centered about tray seam and adjacent to mesh on outside as shown. Attach TM-CPL-JN2 clip (provided) and capture around mesh wire on inside of tray. Feed 1/4-20 carriage bolts thru □ hole of TM-CPL-JN2 and thru slot of splice bar. Capture on other end with 1/4-20 nylon insert lock nut. Tighten nut until snug, and then back off 1/4 turn.
- 4.) Split bolts [TM-GL-IK1] or [TM-GL-IK2] (each ordered separately) with appropriate (field provided) ground wire is recommended.
- 5.) Splice bars can be formed to suit application as needed.
- 6.) Views for reference, do not scale.

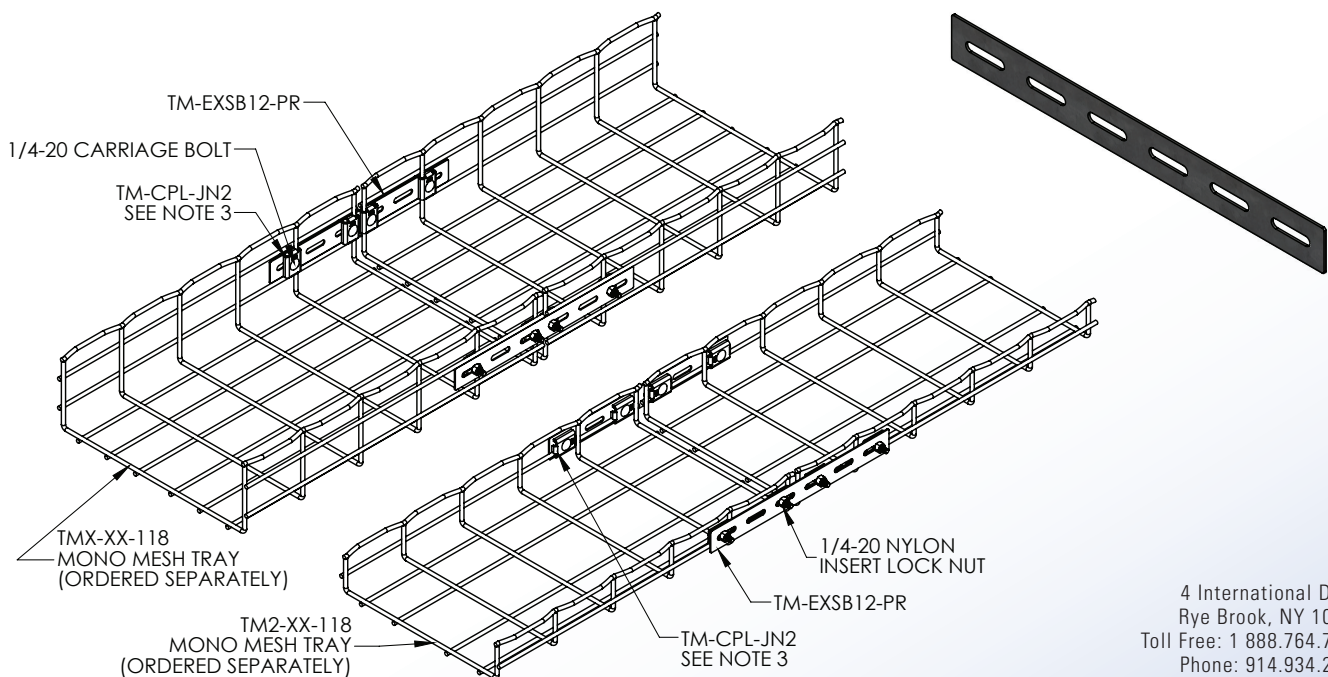
#### EACH TM-EXSB12-PR INCLUDES:

(2) 12" LONG  
EXPANSION  
SPLICE BARS

(8) TM-CPL-JN2  
ATTACHMENT CLIPS

(8) 1/4-20  
CARRIAGE BOLTS

(8) 1/4-20 NYLON  
INSERT LOCK NUTS



4 International Drive  
Rye Brook, NY 10573  
Toll Free: 1 888.764.7681  
Phone: 914.934.2075  
Fax: 914.934.2190  
MonoSystems.com



# Cable Tray / Wire Mesh Basket Tray

## MM-HNG-TRZ

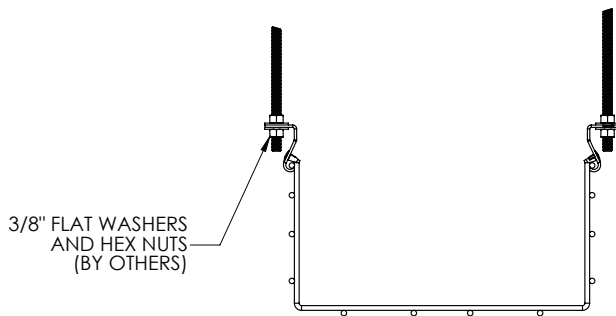
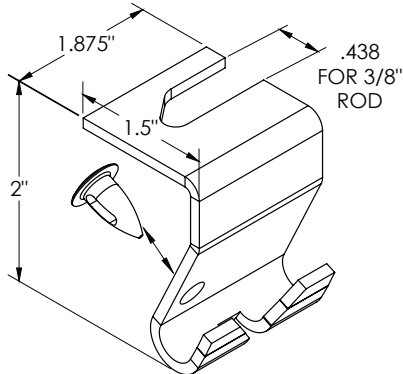
## MonoMesh™ Accessories

Manufactured by MonoSystems, Inc.

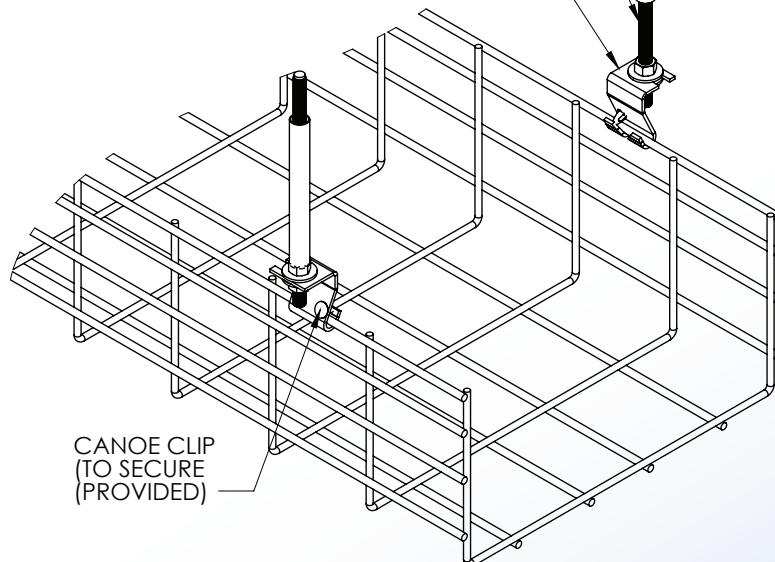
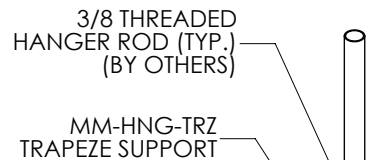
### TRAPEZE HANGING CLIP

#### Notes:

- 1.) Sold as each.
- 2.) Used for for easy hanging of mesh tray system. For support of horizontal or vertically run tray. Design allows threaded rod to feed thru clip to allow for multiple tiers of aligned mesh support.
- 3.) Material: zinc plated steel.
- 4.) 3/8" threaded rod & hardware (by others).
- 5.) MM-HNG-TRZ brackets are designed to support a working load of 220 lbs.
- 6.) Views for reference, do not scale.



3/8" FLAT WASHERS  
AND HEX NUTS  
(BY OTHERS)



4 International Drive  
Rye Brook, NY 10573  
Toll Free: 1 888.764.7681  
Phone: 914.934.2075  
Fax: 914.934.2190  
MonoSystems.com



# Cable Tray / Wire Mesh Basket Tray

## TM-HNG-TRZ

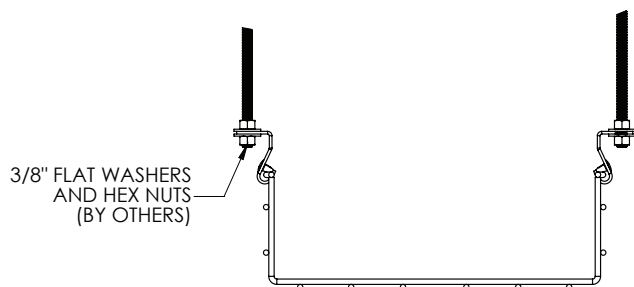
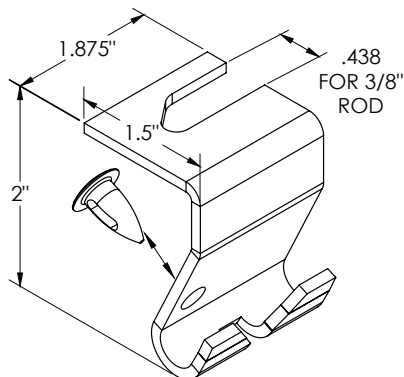
## MonoMesh™ Accessories

Manufactured by MonoSystems, Inc.

### TRAPEZE HANGING CLIP

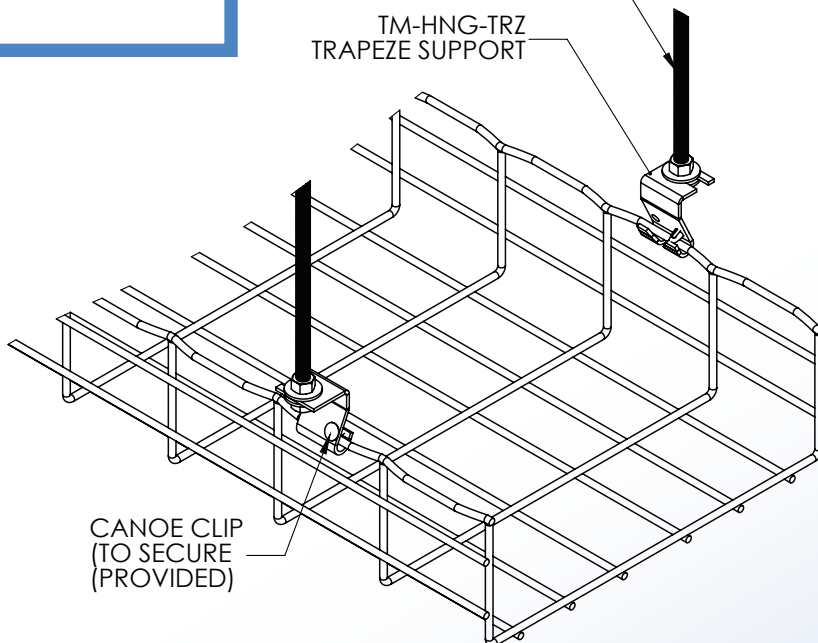
#### Notes:

- 1.) Sold as each.
- 2.) Used for for easy hanging of mesh tray system. For support of horizontal or vertically run tray. Design allows threaded rod to feed thru clip to allow for multiple tiers of aligned mesh support.
- 3.) Material: zinc plated steel.
- 4.) 3/8" threaded rod & hardware (by others).
- 5.) TM-HNG-TRZ brackets are designed to support a working load of 220 lbs.
- 6.) Views for reference, do not scale.



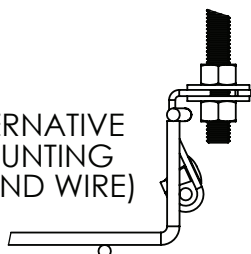
3/8 THREADED  
HANGER ROD (TYP.)  
(BY OTHERS)

TM-HNG-TRZ  
TRAPEZE SUPPORT



CANOE CLIP  
(TO SECURE  
(PROVIDED))

ALTERNATIVE  
MOUNTING  
(TO 2ND WIRE)



4 International Drive  
Rye Brook, NY 10573  
Toll Free: 1 888.764.7681  
Phone: 914.934.2075  
Fax: 914.934.2190  
MonoSystems.com



# Cable Tray / Wire Mesh Basket Tray

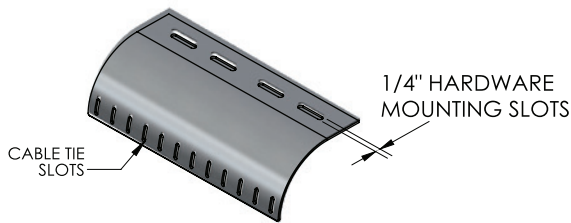
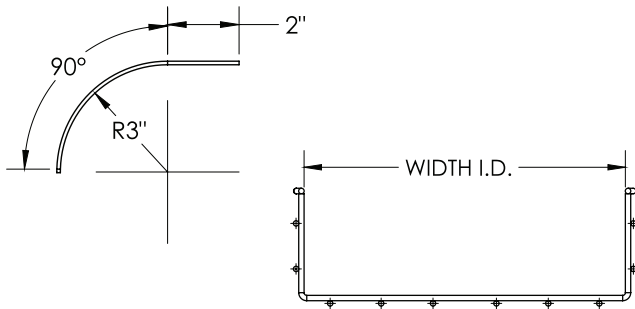
## TM-DRPFO-XX-V2-XX

**MonoMesh™ Accessories**  
Manufactured by MonoSystems, Inc.

### EXTRUDED FIBER OPTIC CABLING DROP-OUT PLATE, MONOMESH

#### Notes:

- 1.) Material: 0.1" thick 6063 aluminum. Ordered as each.  
Install anywhere along bottom length of tray.
- 2.) Mounting hardware ordered separately.
- 3.) To install, position drop-out under mesh wire, align carriage bolt holes, and capture mesh wire with TM-CPL-JN2 and 1/4" hardware as shown. When dropping out from side of mesh or along mesh length (where wire offsets do not exceed 2"), use TM-CPL-JN5 CLIPS.
- 4.) Views for reference, do not scale.



#### ORDERING DATA EXAMPLE:

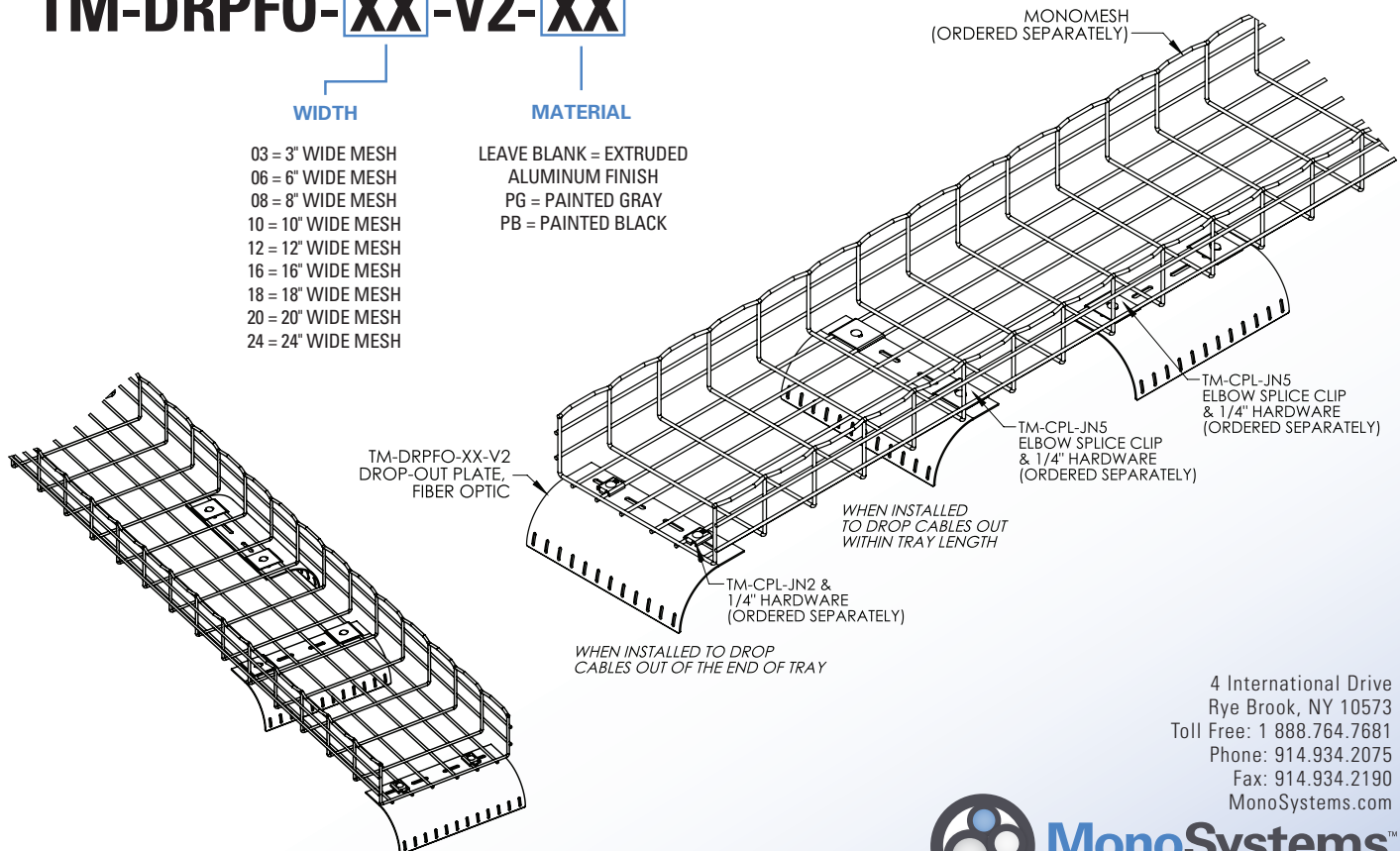
**TM-DRPFO-XX-V2-XX**

#### WIDTH

03 = 3" WIDE MESH  
06 = 6" WIDE MESH  
08 = 8" WIDE MESH  
10 = 10" WIDE MESH  
12 = 12" WIDE MESH  
16 = 16" WIDE MESH  
18 = 18" WIDE MESH  
20 = 20" WIDE MESH  
24 = 24" WIDE MESH

#### MATERIAL

LEAVE BLANK = EXTRUDED ALUMINUM FINISH  
PG = PAINTED GRAY  
PB = PAINTED BLACK



4 International Drive  
Rye Brook, NY 10573  
Toll Free: 1 888.764.7681  
Phone: 914.934.2075  
Fax: 914.934.2190  
MonoSystems.com



# Cable Tray / Wire Mesh Basket Tray

## TM-HNG-TRZ-PR

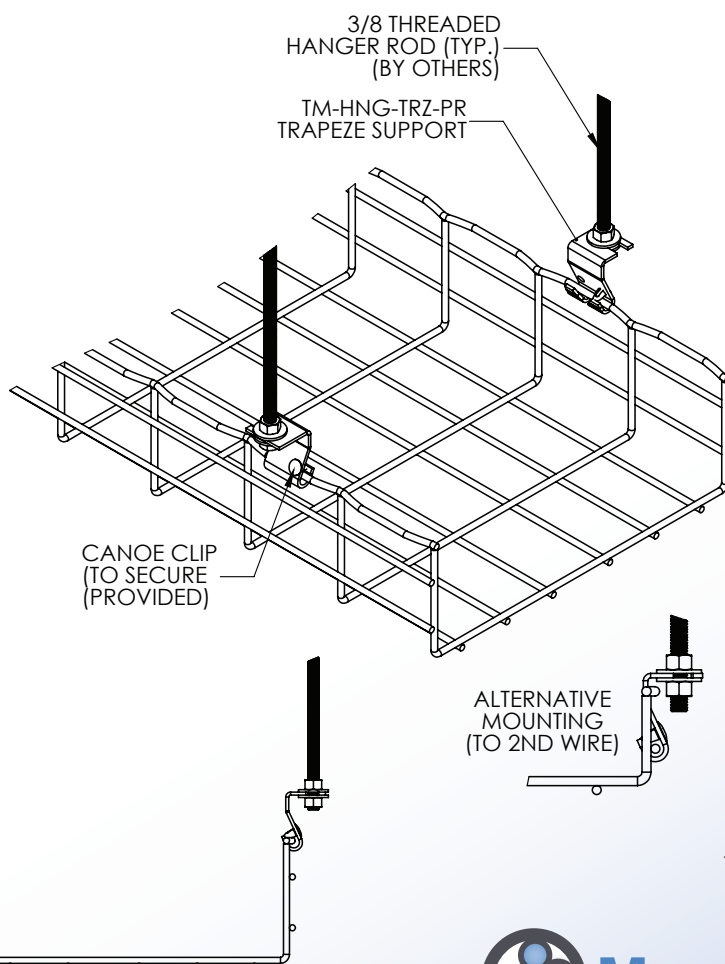
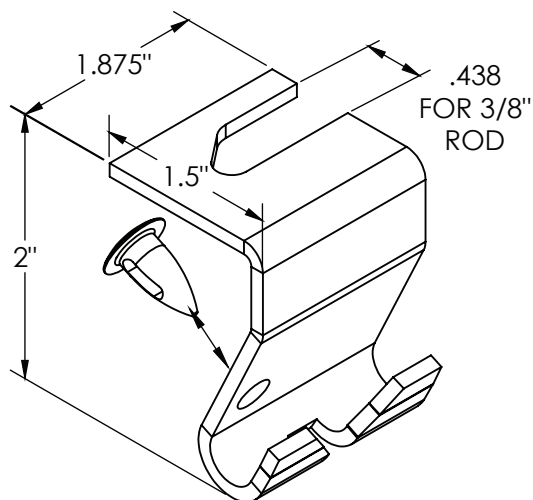
## MonoMesh™ Accessories

Manufactured by MonoSystems, Inc.

### TRAPEZE HANGING CLIP

#### Notes:

1. Sold in pairs.
2. Used for easy hanging of mesh tray system. For support of horizontal or vertically run tray. Design allows threaded rod to feed thru clip to allow for multiple tiers of aligned mesh support.
3. Material: Zinc plated steel.
4. 3/8" Threaded rod & hardware (by others).
5. TM-HNG-TRZ-PR brackets are designed to support a working load of 220 lbs.
6. Views for reference - do not scale.



3/8" FLAT WASHERS  
AND HEX NUTS  
(BY OTHERS)

ALTERNATIVE  
MOUNTING  
(TO 2ND WIRE)

4 International Drive  
Rye Brook, NY 10573  
Toll Free: 1 888.764.7681  
Phone: 914.934.2075  
Fax: 914.934.2190  
MonoSystems.com





# Cable Tray / Wire Mesh Basket Tray MMX-X-118

**MonoMesh™**

Manufactured in the USA by MonoSystems, Inc.



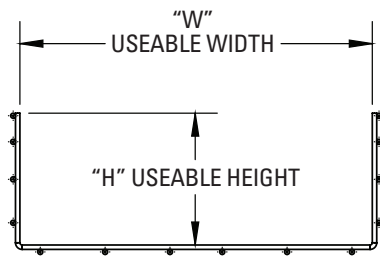
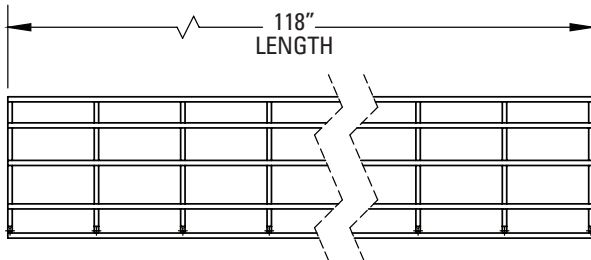
## CABLE TRAY SYSTEMS

### Notes

- 1.) This product is intended for the support of conduit and cables.
- 2.) Manufactured and tested in conformance with NEMA VE-1 standards.
- 3.) UL/C-UL Classified.
- 4.) Views for reference - do not scale.
- 5.) Each end of the factory mesh wires are radiused 1/32" smooth and free of burrs and sharp edges. (See Detail A)
- 6.) For cable fill & load ratings see page 2.
- 7.) Suffix denoted finish:  
PB = Painted Black  
PR = Painted Red  
PW = Painted White  
PY = Painted Yellow  
HD = HDGAF  
TS49P = Tiger Series 49 Polyester

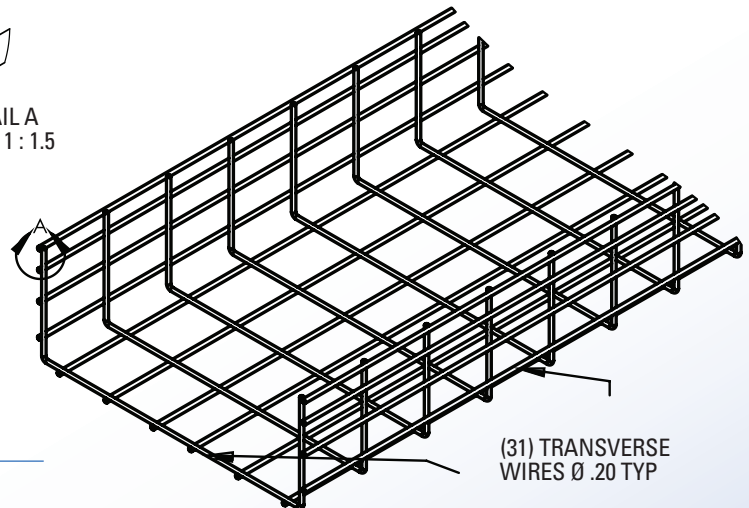
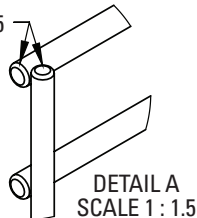
### Material

Steel, Clear Electroplated Zinc. Wire Grid Pattern 4"X 2"



FILE: E80034  
VOL.2

SEE NOTE 5



(31) TRANSVERSE  
WIRES Ø .20 TYP

### ORDERING DATA EXAMPLE:

**MM X - X - 118 - XX**

HEIGHT  
"H"

WIDTH  
"W"

FINISH  
(SEE NOTE 7.)

4 International Drive  
Rye Brook, NY 10573  
Toll Free: 1 888.764.7681  
Phone: 914.934.2075  
Fax: 914.934.2190  
MonoSystems.com



**MonoSystems™**  
wire management. managed.™

# Cable Tray / Wire Mesh Basket Tray

## MMX-X-118

**MonoMesh™**

Manufactured in the USA by MonoSystems, Inc.



### MONOMESH CABLE FILL & LOAD RATING CHART

#### CABLE FILL CHART @ 50% FILL CAPACITY

PART NUMBER	TRAY WIDTH (INCHES)	FILL AREA (NOM. SQ. INCH)	# OF 0.19"	# OF 0.21"	# OF 0.25"	# OF 0.30"	# OF 0.35"
			O.D. CABLES	O.D. CABLES	O.D. CABLES	O.D. CABLES	O.D. CABLES
2 INCH LOAD DEPTH							
MM2-3-118	3"	6"	106	87	61	42	31
MM2-6-118	6"	12"	212	173	122	85	62
MM2-10-118	10"	20"	353	289	204	142	104
MM2-12-118	12"	24"	423	347	245	170	125
MM2-20-118	20"	40"	684	561	396	275	202
MM2-24-118	24"	48"	847	693	489	340	250
4 INCH LOAD DEPTH							
MM4-6-118	6"	24"	423	347	245	170	125
MM4-8-118	8"	32"	565	462	326	226	166
MM4-12-118	12"	48"	847	693	489	340	250
MM4-18-118	18"	72"	1270	1040	734	510	374
MM4-24-118	24"	96"	1694	1387	978	679	499
6 INCH LOAD DEPTH							
MM6-6-118	6"	36"	635	520	367	255	187
MM6-12-118	12"	72"	1270	1040	734	510	374
MM6-18-118	18"	108"	1906	1560	1101	764	562
MM6-24-118	24"	144"	2541	2080	1468	1019	749

#### CABLE LOAD CHART

PART NUMBER	NOMINAL HEIGHT	NOMINAL WIDTH	LOAD CAPACITY PER SPAN LBS/FT*			
	"H"	"W"	5FT	6FT	7FT	8FT
2 INCH LOAD DEPTH						
MM2-3-118	2"	3"	56	38	30	23
MM2-6-118	2"	6"	68	49	36	28
MM2-10-118	2"	10"	74	56	41	31
MM2-12-118	2"	12"	85	68	48	37
MM2-20-118	2"	20"	89	68	48	37
MM2-24-118	2"	24"	93	70	55	42
4 INCH LOAD DEPTH						
MM4-6-118	4"	6"	96	78	62	47
MM4-8-118	4"	8"	110	82	64	49
MM4-12-118	4"	12"	121	85	64	49
MM4-18-118	4"	18"	121	85	64	49
MM4-24-118	4"	24"	129	91	68	52
6 INCH LOAD DEPTH						
MM6-6-118	6"	6"	115	79	58	44
MM6-12-118	6"	12"	127	87	65	49
MM6-18-118	6"	18"	157	109	80	61
MM6-24-118	6"	24"	157	109	80	61

\*NOTE:

- THE ABOVE CHART IS MEANT AS A PRACTICAL GUIDE FOR THE AMOUNT OF CABLE WEIGHT THE ASSOCIATED MESH PRODUCT CAN REALISTICALLY HOLD. ACTUAL MAXIMUM LOADS MAY BE GREATER OR LESS
- TESTED IN ACCORDANCE WITH NEMA VE-1/CSA E22.2 NO. 126.1, SAFETY FACTOR: 1.5

4 International Drive  
Rye Brook, NY 10573  
Toll Free: 1 888.764.7681  
Phone: 914.934.2075  
Fax: 914.934.2190  
MonoSystems.com



**MonoSystems™**  
wire management. managed.™