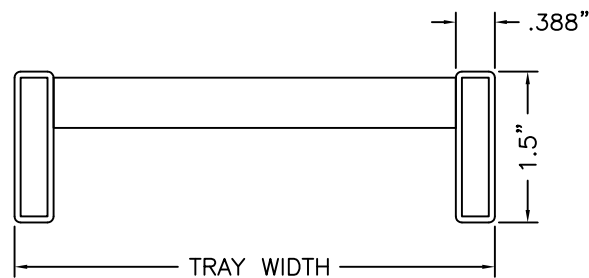


MONO-RACK TYPICAL ASSEMBLY

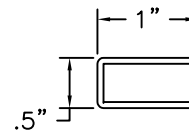
SCALE: NO SCALE

UL CROSS SECTIONAL AREA: .4 SQ. IN. (2.58 SQ. IN.)

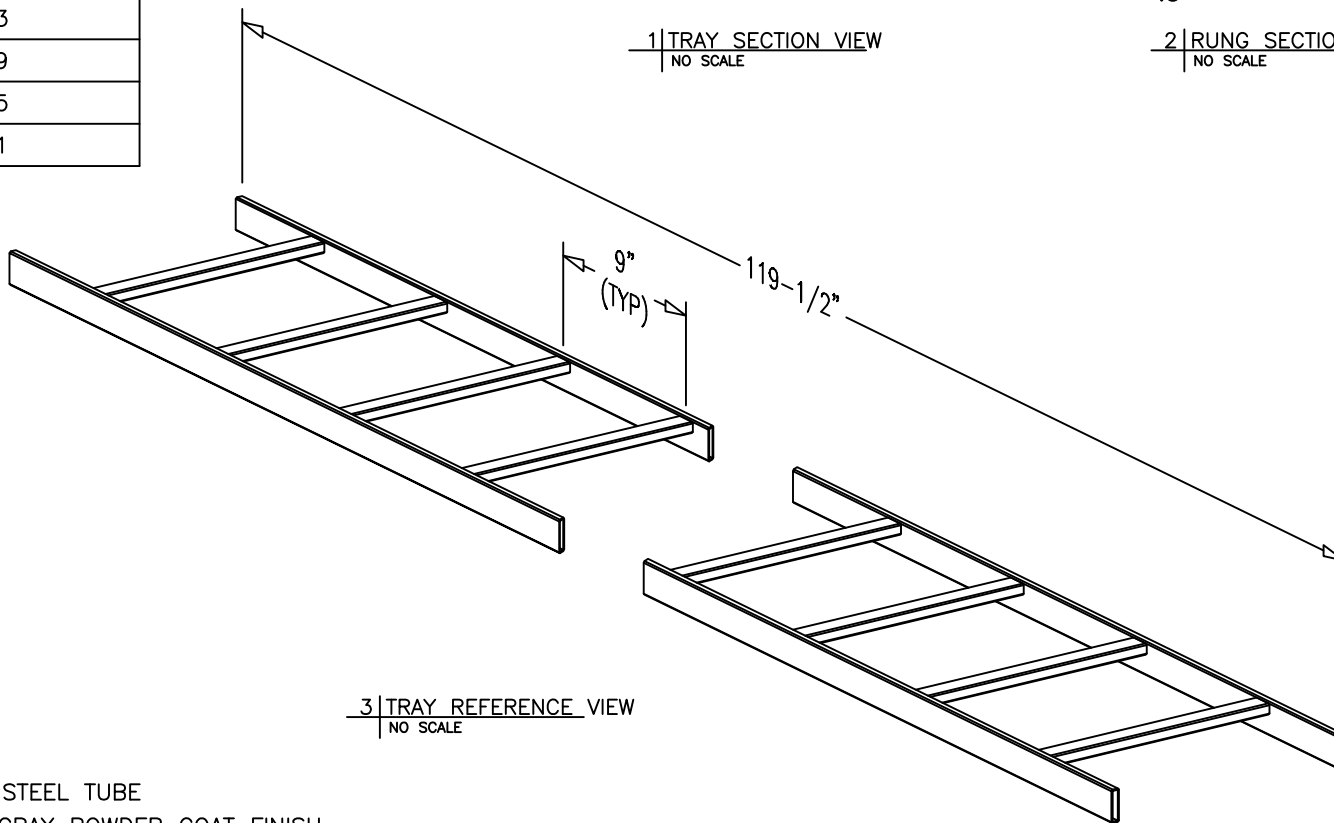
SPAN	LOAD	DEFLECTION MULTIPLIER
4'	149 LBS./FT.	.0018
5'	95 LBS./FT.	.0043
6'	66 LBS./FT.	.0089
7'	49 LBS./FT.	.0165
8'	37 LBS./FT.	.0281



1 | TRAY SECTION VIEW
NO SCALE



2 | RUNG SECTION (TYP)
NO SCALE



3 | TRAY REFERENCE VIEW
NO SCALE

PART NUMBER	TRAY WIDTH
MR-17T-04- (M)*	4
MR-17T-06- (M)*	6
MR-17T-09- (M)*	9
MR-17T-12- (M)*	12
MR-17T-15- (M)*	15
MR-17T-18- (M)*	18
MR-17T-21- (M)*	21
MR-17T-24- (M)*	24

MATERIAL: .06" THICK ASTM A513 STEEL TUBE

* USE P/N: SUFFIX " PG " FOR GRAY POWDER COAT FINISH

* USE P/N: SUFFIX " YZD " FOR YELLOW ZINC DICHROMATE FINISH

NOTE: WHEN UTILIZING PAINTED TRAY AND FITTINGS, (PG) FEILD INSTALLED BONDING JUMPERS MUST BE INSTALLED BETWEEN ALL PAINTED TRAY SECTIONS.

FEILD DRILL AND REMOVE PAINT AS REQUIRED TO ENSURE PROPER GROUNDING CONNECTIVITY AS REQUIRED PER NEC AND ALL APPLICABLE CODES.



MONO-SYSTEMS, INC.
UNIQUE CABLE DISTRIBUTION SOLUTIONS
4 INTERNATIONAL DRIVE
RYE BROOK, NEW YORK 10573
PHONE: (914)-934-2075
FAX: (914)-934-2190